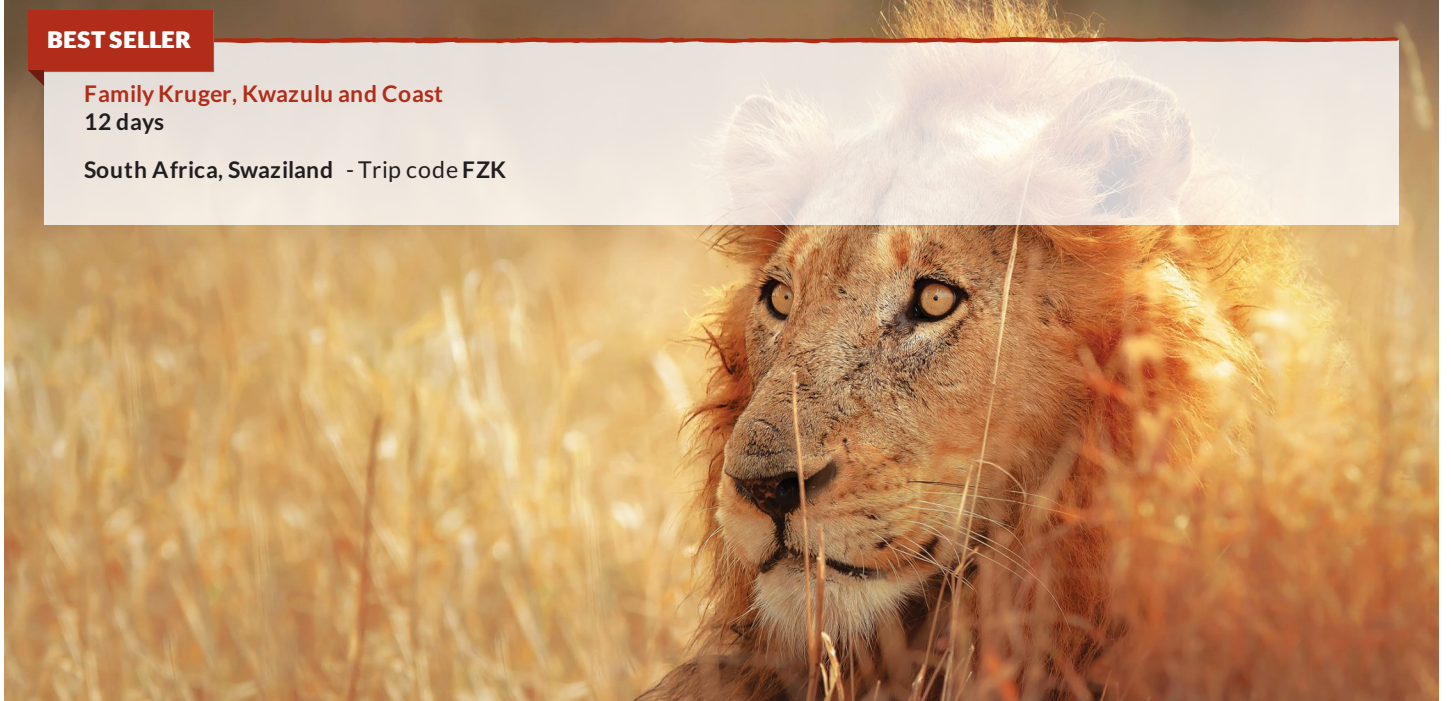


# EXPLORE!

**BEST SELLER**

**Family Kruger, Kwazulu and Coast**  
12 days

South Africa, Swaziland - Trip code FZK



## Family Kruger, Kwazulu and Coast

From the game lands of the Kruger National Park to the beautiful coastline of the Indian Ocean, South Africa is a wonderful destination for a family holiday. We experience many of the country's natural and cultural highlights including a visit to a traditional Zulu village. We are also able to view some of South Africa's unique wildlife, from big cats to bottle-nosed dolphins. **TRIPLE ROOMS** This trip allows the option for triple rooms to be included within the booking on a selected number of night stops within the holiday. If you would like this option, a discount may be applicable on the cost of the trip - please ask our Sales team for further information.

### Trip highlights

- ★ **Kruger National Park** - Seeking out the Big Five from our safari vehicle.
- ★ **Mlilwane** - Walking in the bush in the Kingdom of Swaziland and looking for zebra, impala and warthog.
- ★ **African style accommodation** - Sleeping in a beehive hut.
- ★ **Kosy Bay** - walking along unspoilt beaches on Indian Ocean.
- ★ **Saint Lucia Wetland Park** - Spotting hippos and crocs from a boat.
- ★ **Durban** - Ocean Safari to spot Bottle-Nose Dolphins

#### ACCOMMODATION GRADE:

##### Standard

Our standard, mid-range accommodation offers a good level of service, often with other amenities such as a restaurant, bar, garden or swimming pool. Generally rooms will be comfortable with en suite facilities.

#### TRIP PACE:

##### Moderate

Moderate pace tours are ideal if you want a holiday which combines exciting activities and experiences with plenty of time to relax and unwind. Typically you'll be active and busy for part of the day but then also have time to rest and recharge your batteries.

#### GROUP SIZE:

##### 10 - 16

Maximum group size ranges from between 6 to 20 people, depending on the type of trip, the transport and accommodation used and activities included. We rarely have groups that are smaller than five or six people and the average is 12 people plus an Explore leader.

## Itinerary

Itineraries on some departure dates may differ, please select the itinerary that you wish to explore.

### DAY 1 - Join tour Johannesburg. Drive to Graskop

This morning, we leave Johannesburg and head for the spectacular mountains overlooking the old Eastern Transvaal. Before we descend, we will have a chance to admire the stunning vistas of the lowveld as it stretches before us into the distant horizons. The lowveld translates literally from Afrikaans into English as the low bush. This area has been inhabited since Stone Age times and with its plentiful water from mountain rivers, multiple waterfalls, beautiful craggy escarpments covered in vegetation and colourful birdlife, we enjoy this beautiful region of the country. We will end our journey today in Graskop, a peaceful location surrounded by forestry plantations. PLEASE NOTE: The order of the night stops between Days 1 and Days 5 (Graskop, Kruger NP and Tshukudu Game Reserve) may change due to the accommodations availability. The total travelling time will remain roughly the same and between each point and each of the elements of the itinerary will still be offered although not necessarily in the order of the trip notes.



**Accommodation: Mogodi Lodge** (or similar)



Standard Lodge



Swimming pool available



Meals Provided: None

### DAY 2 - Drive to Kruger National Park via Blyde River Canyon

This morning we will stop at several viewpoints along the way, including the aptly named God's Window and admire the awe-inspiring Blyde River Canyon. We also stop at the strangely surreal Bourke's Luck Potholes, a collection of pebble-eroded formations at the confluence of the Treur and Blyde Rivers, before we arrive in the Kruger National Park. This afternoon we will go on our first game drive in the hope of spotting the Big 5.



**Accommodation: Pretoriuskop Rest Camp** (or similar)



Simple Bungalow



Swimming pool available



Meals Provided: Breakfast

## DAY 3 - In Kruger National Park

The Kruger National Park is one of the world's premier game reserves. Covering an area larger than Israel, the park was established in 1898 to protect big game that had almost been hunted to extinction. The park is now one of the most prolific animal habitats in South Africa, committed to animal conservation and patrolled by armed rangers to prevent illegal poaching. A large number of species are present, including elephant, lion, black and white rhino, leopard, cheetah, giraffe, zebra, wild dog, hyena, wildebeest and almost all of South Africa's species of antelope. Bird life is just as impressive with crowned cranes, bee-eaters, sunbirds and vultures. We retire to the sounds of the African bush this evening.



**Accommodation: Pretoriuskop Rest Camp** (or similar)



Simple Bungalow



Swimming pool available



Meals Provided: Breakfast

## DAY 4 - In Kruger National Park; late afternoon drive to Tshukudu Game Reserve

After our morning game viewing in Kruger National Park, we take a drive to Tshukudu, the Sotho word for Rhino. Tshukudu is renowned for its lion breeding and rehabilitation programmes, nursing sick, orphaned or injured animals of all shapes and sizes back to health for re-introduction to the wild. The Reserve is home to the most spectacular of South Africa's wildlife, including lion, elephant, rhino, hippo and even the elusive leopard and cheetah. It also contains a wealth of other big and small game, as well as many species of birds. We will take the chance to see some of these stunning animals even enjoying a walking safari through the reserve. What we do not see in Kruger, we may well see here.



**Accommodation: Tshukudu Bush Camp** (or similar)



Standard Lodge



Meals Provided: Breakfast, Lunch and Dinner

## DAY 5 - In Tshukudu Game Reserve


Today we do some more game spotting from the back of our vehicles and there is even a chance to do some walking in the reserve with experienced rangers. They are all acknowledged experts in the bush and are happy to pass on their knowledge of animals great and small! So ask as many questions as you can! Should you decide that this all sounds far too much like hard work, there is a pool to relax around and soak up the South African sun.



**Accommodation: Tshukudu Bush Camp** (or similar)

 Standard Lodge

---

 Meals Provided: Breakfast, Lunch and Dinner

---


## DAY 6 - Drive to Mlilwane in Swaziland; optional activities

After a morning of game spotting we continue south passing through rural townships and mountain scenery of the Blyde River Canyon escarpment to the small kingdom of Swaziland, a tiny and independent land inhabited by the Swazi people who revere their king and retain their age-old culture and traditions. Our journey takes us through some spectacular scenery in the Ezulwini Valley and past numerous traditional homesteads, curio stalls and the old mining settlement of Piggs Peak. This afternoon we enter one of Swaziland's best wildlife reserves, Mlilwane Wildlife Sanctuary. This secluded and beautiful sanctuary is a haven of tranquillity, located in a natural bowl beneath the Nyonyane Mountains. The accommodation we use is always popular with families, being a combination of traditional dome-shaped beehive huts, rondavels and traditional huts. Though the camp has all the mod cons - showers, toilets, outdoor swimming pool and restaurant/bar - it is rustic in the best sense of the word. Warthogs and ostrich share the camp with us and the restaurant overlooks a lake populated by water birds and a resident hippo. The rest of the afternoon is free to enjoy the scenic splendour and indulge in a few more activities. Bike hire is available.




**Accommodation: Beehives/Rondavels** (or similar)

---

 Standard Rondavels

---

 Swimming pool available

---

 Meals Provided: Breakfast

---

## DAY 7 - Morning game walk in Mlilwane; free afternoon for optional activities

This morning we begin with a walk in search of zebra, wildebeest, impala, nyala and warthog. Mlilwane has a large area of open grasslands, so game viewing is relatively easy. The afternoon is left free for you to choose one of the many optional activities on offer. The great advantage of Mlilwane is that the absence of big cats allows for a very different game viewing experience. You can opt to set out with a guide on mountain bike and take a game-spotting ride through the superb scenery. Alternatively, you may like to follow one of the self-guided mountain walking trails following the historic aqueduct around the Nyonyane Mountains; or one of the riverside trails in search of birdlife and hippo. The choice is very much yours.



**Accommodation: Beehives/Rondavels** (or similar)

---

 Standard Rondavels

---

 Swimming pool available

---

 Meals Provided: Breakfast

---

## DAY 8 - Drive to Kosi Bay where we stay close to the shores of the Indian Ocean

Crossing through Swaziland we head for the southern border point at Golela, passing back in to South Africa and continuing through KwaZulu Natal to the northern settlement of Kosi Bay, close to the Mozambique border. The next two nights see us staying close to the shores of the Indian Ocean, with accommodation set amidst a wetland area of lakes and forest that is home to a rich diversity of birds and animals including hippos and crocs. On the afternoon of our arrival there is some free time to explore and enjoy this protected area which was declared a nature reserve back in 1950 and considered one of the most pristine lake systems along the South African coast.



**Accommodation: UtsheWayelo Lodge** (or similar)



Standard Lodge



Meals Provided: Breakfast

## DAY 9 - In Kosi Bay with a walk along the beaches

Today we take a walk along the beaches and forests of this area in search of small antelope and the astounding variety of birds to be seen here. Snorkelling is possible near the estuary and over the coral reef (weather dependent) with equipment available from the lodge.



**Accommodation: UtsheWayelo Lodge** (or similar)



Standard Lodge



Meals Provided: Breakfast

## DAY 10 - Drive to St Lucia plus visit a traditional Zulu village and learn about the lifestyles

Travelling down the coast we head towards the greater St. Lucia Wetland Park situated on the Indian Ocean coast. This wonderful wetland reserve was recently granted World Heritage status as the largest estuarine lake system in Africa. En route we will visit the Zulu Experience, a chance to visit a traditional Zulu village and learn about the lifestyles and culture of these fascinating people. Whilst in St Lucia you may choose to go on a range of optional activities. Night drives to spot giant turtles coming ashore and whale watching trips are possible in the right season.



**Accommodation: St Lucia Safari Lodge** (or similar)



Standard Lodge



Swimming pool available



Meals Provided: Breakfast

## DAY 11 - In St Lucia with optional whale watching

Another day on the coast allows for some additional relaxation time and the chance for optional activities such as whale watching (June to November) and turtle watching from November to March. There is also the option of a boat trip on the St. Lucia River to spot hippos and crocodiles or a snorkelling trip to Cape Vidal (weather dependent).



**Accommodation: St Lucia Safari Lodge** (or similar)



Standard Lodge



Swimming pool available

## DAY 12 - Drive to Durban where the tour ends

Continuing along the coast today, we also take a boat trip to spot dolphins. Whilst sightings are not guaranteed, they are usually possible and we will pause to enjoy the company of these beautiful mammals. Afterwards, we drive to Durban where the tour ends at the airport. For those taking a late afternoon or evening flights from Durban we can arrange time before your flight at Umhlanga Beach located just 10 minutes from Durban city centre en-route to the airport. Featuring expansive golden sand beaches stretching northwards for over 200km, with a wide choice of restaurants and bars as well as an a shopping centre for those last minute souvenirs, Umhlanga Beach offers a host of options for all the family before your flight home.

## Family information

Minimum age

7

## Why book this trip

Families who are looking to view a wide range of game and marine life need look no further than our adventure around South Africa. The country boasts the premium game viewing location of the famous Kruger National Park which is combined with looking for dolphins in the Indian Ocean and spotting hippos in a wetland park. This adventure also includes walking in the bush in Swaziland and visiting a traditional Zulu village. A wide range of accommodation awaits including beehive huts which all contribute to a good value game orientated holiday.



# What's included?



## Included meals

Breakfast: 11  
Lunch: 2  
Dinner: 2



## Transport

4WD  
Boat  
Minibus



## Trip staff

Explore Tour Leader  
Driver(s)



## Accommodation

2 nights simple bungalow  
7 nights standard lodge  
2 nights standard rondavels

# Trip information

## Country information

### South Africa Holidays & Tours

#### Climate

Mild throughout the year and can thus be visited year round. The Western Cape has a Mediterranean-type climate, with warm, dry summers and cold winters with rainfall. Summer runs from November to March, with temperatures averaging 22oC to 34oC. The months of April and October are generally warm and sunny. Winter is also a good time to visit as towns and sites are not so crowded and the countryside is more verdant, but it can be cold. Additional information and climate charts can be accessed at <http://www.explore.co.uk/weather>. Seasonal weather patterns can be unpredictable. Up-to-date information on the weather worldwide can be found by following the BBC weather link on this page.

#### Time difference to GMT

+2

#### Plugs

3 Pin Round

#### Religion

Christian

#### Language

Afrikaans, English

### Swaziland Holidays & Tours

#### Climate

Can be visited all year round. Most rain falls in the summer months (October-April). The climate during this period is generally hot and humid in the lowlands with temperatures sometimes up to 40°C. Winters (June-August) are much drier and colder, but still pleasant for travel. The high veld has a temperate climate. Average daily sunshine hours are high throughout the year. Additional information and climate charts can be accessed at <http://www.explore.co.uk/weather>. Seasonal weather patterns can be unpredictable. Up-to-date information on the weather worldwide can be found by following the BBC weather link on this page.

#### Time difference to GMT

+2

#### Plugs

3 Pin Round

**Religion**

Christian

**Language**

English, Swati

## Budgeting and packing

### Optional activities

A selection of optional activities are listed below to help you budget for your Family adventure. Whilst the basic tour price you pay before you travel includes a great selection of highlights, we have also built in free time to allow you the flexibility to choose from a carefully selected range of additional excursions and activities or take time to relax, the choice is yours. At certain destinations along the way there may be several options to choose from and it may not be possible to fit all the activities in; your Explore Leader will be able to give advice on which are the most suitable for your family. Mlilwane (Swaziland): Day 7: Bike hire SAR85 per hour, school visit SAR150 per group (suggested donation). Kosi Bay: Day 8 or 9: Day School visit SAR150 per group suggested donation. Day 8 or 9: Spend an afternoon fishing. Our fishing guide can show you the hotspots and help with your technique. SAR 150 per person, fishing tackle available for hire from SAR160 per set. Day 9: Elephant safaris in Tembe Elephant Reserve. SAR450 per person Day 9: Day trip to Mozambique. Heading 35km north to the Mozambique border, spend the day in the marine park. If conditions allow there is a possibility of swimming with dolphins. Price varies depending on number of people, available on request. Please note a single entry visa is required (£40 per person), as of July 2017 this are obtainable at the border, however this excursion is dependent on this concession being maintained. St Lucia: Day 10: Night game drive in St Lucia Wetland Reserve to spot crocodile and hippo. SAR485 per person. Day 11: Snorkelling. Departing at 8am, returning between 2pm and 3pm head out to the coast to explore the Indian Ocean coastline. All equipment provided. Price TBC per person Day 11: 2 hour boat trip on Lake St. Lucia SAR220 per person Day 11: St. Lucia night drive to spot turtles (Nov-Mar) SAR950 per person Day 11: Whale watching cruise (June-Nov) SAR960 per person

### Clothing

Clothing should generally be lightweight for the day. A warm fleece, a hat and gloves and long trousers are recommended, as nights can be very cold, especially from May to August and in the highlands of Swaziland. It can also be very cold on early and late game drives. A waterproof and windproof jacket is also recommended, particularly between October and April. Avoid brightly coloured clothing for game viewing. Please also note that it is forbidden to wear camouflage clothing in Swaziland. Don't forget your swimming costume and a towel.

### Footwear

Comfortable shoes or lightweight boots, trainers or sandals for relaxing/ travelling.

### Luggage

20kg

### Luggage: On tour

Take a tough soft bag or holdall (or rucksack with detachable frame) suitable to be carried by 4WD vehicle. Total allowance: 44lb/20kg maximum (due to weight restrictions on our vehicle). Also take a daypack for items needed during any short walks and game drives (20-30 litre).

### Equipment

Bring a head torch, water bottle, sunhat/sunscreen and insect repellent. Binoculars are essential for game viewing and a 300mm lens is recommended for photography. Mosquito nets are not required as the accommodation provides screening where necessary. Please bring a towel for one of the overnight stops. All bedding will be provided on camping nights. While tap water in South Africa's urban area is drinkable, some people may take a few days to acclimatise and thus may experience traveller's tummy. Therefore we recommend for you to travel with a reusable filtered water bottle such as the ones featured at [Water-to-Go](http://www.watertogo.eu/): <http://www.watertogo.eu/>

### Tipping

**Explore leader**

At your discretion you might also consider tipping your Tour Leader in appreciation of the efficiency and service you receive.

**Local crew**

Although entirely voluntary, tipping is a recognized part of life in this region of the world. Some local staff will look to members of



the group for personal recognition of particular services provided. In order to make things easier for you, the Tour Leaders may organise a group's tips kitty and if this is the case, they will account for it throughout the tour. Accordingly you should allow approx. £20 for gratuities for local staff.

## Country Information

### South Africa Holidays & Tours

#### Food and drink

The costs for meals may vary depending upon location, type of restaurant and number of courses eaten and so the prices given are an average guide. Local restaurants located off the beaten track may be less expensive, whereas an upmarket restaurant located in the centre of a major city may charge more.

**Lunch price**

£6

**Dinner price**

£12

**Beer price**

£1.2

**Water price**

£1

#### Foreign Exchange

**Local currency**

Rand.

**Recommended Currency For Exchange**

Take your money in a combination of cash and an ATM card. Both GBP and USD are readily exchanged.

**Where To Exchange**

Most towns or cities, your tour leader will advise you.

**ATM Availability**

Cash can be drawn on debit cards from ATM's in most South African towns.

**Credit Card Acceptance**

In large shops and restaurants.

### Swaziland Holidays & Tours

#### Food and drink

The costs for meals may vary depending upon location, type of restaurant and number of courses eaten and so the prices given are an average guide. Local restaurants located off the beaten track may be less expensive, whereas an upmarket restaurant located in the centre of a major city may charge more.

**Lunch price**

£10

**Dinner price**

£15

**Water price**

£1

#### Foreign Exchange

**Local currency**

Lilangeni but South African Rand is accepted

**Recommended Currency For Exchange**

Both GBP and USD are readily exchanged. Please note that the banks and Forex Bureaus do not accept US Dollar notes pre-2002. Take your money in a combination of cash and travellers cheques and take an ATM card.

**Where To Exchange**

On arrival.

**ATM Availability**

Cash can be conveniently drawn on credit/debit cards from ATM's in most South African towns.

**Credit Card Acceptance**

Credit cards are usually accepted in large shops and restaurants.

**Travellers Cheques**

We do not recomend to take travellers cheques as these are quite difficult to exchange.

## Transport, Accommodation & Meals

### Transport Information

4WD, Boat, Minibus

### Family swimming

Most of the hotels have a swimming pool and we have the opportunity to take a dip in the sea at Kosi Bay and St. Lucia

## Essential information

### FCO Advice

We strongly recommend that you check your government's travel advisory for up-to-date information and advice about your destination: safety and security, entry requirements, health, local laws and customs. For UK Foreign and Commonwealth Office advice click here.

For more information from Explore about travel advice, click here

**Under 18 immigration guidance**

Please note that some countries require proof of parental consent when travelling overseas with under 18s. Please check requirements with the relevant embassy or consular office well in advance of travel if this applies to your party.

### Essential Information

Once your booking has been confirmed we guarantee the price will not increase, whatever the circumstances. Before booking please ensure you have read our important tour pricing information. [Booking Conditions](#)

### Visa Information

Travelling with Minors via South Africa (including transits)<sup>2</sup> Regulations affecting all children aged under 18 years that are travelling to, from or via South Africa are in place. The law states that parents and/or guardians are requested by the airline and/or South Africa immigration officers to provide additional documentation for each child they are travelling with. Please refer to the South African House website and your airline for full requirements: [http://outhafricahouseuk.com/visas/vis\\_forcit.html](http://outhafricahouseuk.com/visas/vis_forcit.html) South Africa: Visas are not required by UK, Australian, New Zealand, US and Canadian citizens. Other nationalities should consult their local embassy or consular office. All visitors should ensure their passport is machine readable and has two blank pages when entering and leaving South Africa. The South African Immigration officials will not allow child/ infant pages to be used for this purpose and visitors without the stipulated blank pages will be denied entry. Swaziland: Visas are not required by UK, Australian, New Zealand, and Canadian citizens. Other nationalities should consult their local embassy or consular office. You should confirm all visa related questions with the relevant Embassy prior to departure.

If you do require assistance in obtaining a visa then you may consider applying through Explore's recommended visa service in the UK, Travcour. See [www.travcour.com](http://www.travcour.com) to download the relevant visa application for your trip, if applicable (UK citizens only), along with details of how to apply for your visa through Travcour. The Team at Travcour will be happy to answer specific questions relating to visa applications, please call them directly on 0208 5431846.

### Booking conditions

Before booking your Explore trip, please ensure that you read both our Essential Information and Booking Conditions.

## Transfers

Find out more about [Trip Transfer Terms and Conditions](#) before you book.

### Booking a land only package with Explore

Customers who have chosen to book on the 'Land Only' arrangements of our tour, please ensure that you have checked your tour specific 'Joining Instructions' prior to booking your own travel arrangements. Your joining instructions can be found below in the dates and prices information.

You may also be eligible for the Free Explore Transfer.

### Joining Tour Abroad

Customers booked on the 'Land Only' arrangements will now receive a Free Transfer, provided you arrive and depart on the tour only itinerary start and end dates. The transfers will be from the Explore designated airport or train station to the joining point of your tour, and then back from the ending point to the designated airport or train station. The exception to this rule is customers who are booked on a tour where the joining and ending point is at the designated airport or train station.

Free transfers are not available for Self-Guided, Tailormade or Tours for Churches customers.

If you are not eligible for the Free Transfer then you will need to make your own way through to the joining and ending point. On a majority of our tours Explore will be able to provide a private transfer at an additional cost. Please ask for a quote at the time of booking.

For more information regarding the Explore Free Transfer [click here](#)

## Insurance

It is a condition of booking with Explore that you have adequate valid travel insurance. It is your responsibility to arrange appropriate travel insurance and ensure you have read and understood the full terms and conditions of your travel insurance policy to ensure that you are covered for all activities you intend to undertake whilst on the tour, including all optional activities. Your Insurance Policy must fully cover you for medical expenses and emergency repatriation to your home country. Please ensure your policy includes medical emergency helicopter evacuation in the event of illness or injury and covers the entire duration of your holiday. If you are trekking at altitude please ensure that there is no upper altitude limit which may limit or exclude cover for your trip. Medical and repatriation insurance cover is not mandatory for UK residents who are travelling on trips within the United Kingdom.

Read more information about what travel insurance is required.

## Flight information

Explore offers a wide range of flexible flying options to make joining and leaving our trips easy. [Read more about them here.](#)

### Flight Information

You are able to book this tour on a 'land only' basis or as a 'flight inclusive' package. Your flight inclusive package will be fully protected by the Civil Aviation Authority (CAA) ATOL protection scheme.

### Booking a flight inclusive package with Explore

We have a good selection of flights not only from London but from many regional airports around the UK allowing us to compare fares between scheduled carriers as well as low cost and charter airlines. Our dedicated flights team will match the best flight options to your arrival and departure airport.

On our website we display a UK flight inclusive package guide price which is generally based on a London departure. To avoid paying supplements or to secure your preferred flight option, we recommend booking as early as possible, especially for peak travel dates.

## Non refundable permits

## South Africa Holidays & Tours

### Vaccinations

Please note that you will be required to supply a yellow fever certificate that has been issued at least 10 days prior to arrival in South Africa if you have travelled from or via a country where yellow fever is endemic. We recommend protection against hepatitis A, tetanus, typhoid, polio and diphtheria. According to various travel health sources, the Western Cape is not regarded as a malaria risk area. The above is not an exhaustive list. Further information regarding vaccinations and travel health advice can be found by following the NHS and NaTHNaC links at <http://www.explore.co.uk/Travelhealth/> and from your local healthcare provider. Visa and vaccination requirements are subject to change and should be confirmed before departure.

## Swaziland Holidays & Tours

### Vaccinations

Please note that you will be required to supply a yellow fever certificate that has been issued at least 10 days prior to arrival in Swaziland if you have travelled from or via a country where yellow fever is endemic. We recommend protection against malaria, hepatitis A, tetanus, typhoid, polio and diphtheria. Consult your travel clinic for latest advice on different prophylaxis available against malaria. Special Note: Visa and vaccination requirements are subject to change and should be confirmed before departure. The above is not an exhaustive list. Further information regarding vaccinations and travel health advice can be found by following the NHS and NaTHNaC links at <http://www.explore.co.uk/Travelhealth/> and from your local healthcare provider.

