

EXPLORE!



Backwaters of Guyana Expedition

GUYANA - TRIP CODE GEB

BEYOND

DAYS
11

PRICE FROM
Call us

FLIGHTS
NOT
INCLUDED

Why book this trip?

Join us on an expeditionary trip that will see us boarding indigenous dug-out canoes and setting off on a 5 day journey on Guyana's Burro Burro River, spotting wildlife and learning jungle skills as we delve into the Guianan Shield. Totally supported by the local Amerindian community, we sleep in basic hammock camps, erected by our local guides, who will also show us some of the skills that the indigenous Macushi people use to survive in this environment, like fishing and the medicinal uses of the many varieties of plants.



INCLUDED MEALS
Breakfast: 10
Lunch: 7
Dinner: 7



TRIP STAFF
Explore Tour
Leader
Driver(s)
Expedition
Crew



TRANSPORT
Bus
Boat
Flight
Minibus



ACCOMMODATION



TRIP PACE:
Full on



GROUP SIZE:
12 - 18

Itinerary

Itineraries on some departure dates may differ, please select the itinerary that you wish to explore.

Trip information

Country information

Guyana

Climate

The climate is warm and humid; temperatures average about 27° C (81° F). Even at night, the temperature rarely drops below 24° C (75° F). At midday during the dry seasons the temperature may reach 36° C (96° F) in the shade. The constant trade winds bring some cooling relief. Short dry season beginning of February to end April; long rainy season: May to August; long dry season: August to November; short rainy season: November to January.

Time difference to GMT	Plugs	Religion	Language
-4	2 Pin Flat	Christian	English

Budgeting and packing

Optional activities

The following excursions and/or activities are usually available and may be arranged locally. Estimated costs are provided below for guidance only, are on a per person basis unless shown otherwise, and may depend on the number of participants. Prices quoted are correct as of the date these tour notes were originally issued but may change at any time due to currency fluctuations. Please note: These activities are booked and paid for direct with the supplier and do not form part of your Explore holiday contract.

Kaieteur and Orinduik Falls - US\$290; Kaieteur Falls US\$240 (dependent on numbers)

Please note: Flights to Kaieteur and Orinduik Falls are operated on chartered aircraft and all flights have a minimum passenger restriction. Therefore, any booking to Kaieteur and Orinduik Falls is subject to a minimum of 8 passengers being available to travel. In most cases the local operator is able to fill flights, especially if scheduled for a weekend. However, in the rare case that they cannot meet the required numbers they may offer you the option of rescheduling the trip to another day during your stay, a full refund for that portion of the trip, or an alternative trip. In some cases the local operator can offer a trip to Kaieteur Falls as an alternative, which means you see the major falls of Kaieteur, but miss Orinduik. The Kaieteur and Orinduik excursion can be paid for by credit card for a small admin fee.

Clothing

You will need loose fitting, comfortable clothes for hot, humid conditions. Sunhat, sunglasses, long trousers and long sleeved shirts are essential for protection from the sun. Trousers that zip off into shorts are perfect for the canoeing. We recommend around five t-shirts, long-sleeves preferable; 3 to wear rotating, 1 to put on in the evenings, 1 spare. Remember that the luggage allowance on your internal flights is only 9kg, so don't pack too much. Extra clothing or items will be kept in Georgetown.

Footwear

River shoes are essential. Additionally, you should bring comfortable walking bootshoes with good ankle support and lightweight shoes or sandals for wearing around camp.

Luggage

20kg

Luggage: On tour

For the internal flight from Georgetown to the interior, you are only allowed 9kg of luggage. They are strict about this and if you exceed it you will be charged a fine. This means that from days 2-9 of the trip you will need a small bag for your belongings. We recommend that you pack really light for the canoeing section, and leave your main piece of luggage in Georgetown with any excess travel or sightseeing clothes.

Please note that a small handbag can be taken as part of your 'bodyweight' (they weigh each person as well as the bags). This is a good opportunity to carry cameras, money etc as part of your own weight rather than in the 9kg luggage weight.

In terms of luggage, we recommend the following:

One main piece of luggage to be left in Georgetown

A smaller day pack to take into the interior. This will be transported on the motorised canoe from camp to camp.

A dry bag for carrying on your own canoe, with your camera, sunscreen and anything else that you need for the day's canoeing.

Equipment

Headtorch with spare batteries, water bottle, high factor sunscreen, insect repellent, binoculars and large plastic bags or dry bags to keep personal equipment dry. The crew will boil water to sterilise it, but you may wish to bring your own sterilisation tablets. Mosquito nets are provided wherever necessary including for hammocks during camping. A lightweight raincoat, or even better a plastic cape or poncho, is also essential. Please ensure you have enough personal prescription medicine for the duration of the tour, and bring a first aid kit with the essentials: anti-histamines, bite cream, paracetamol, plasters, Imodium, antiseptic wipes/cream etc. A nailbrush is a great addition. In addition, you may also wish to bring a game, book or pack of cards with you for the evenings in camp. There will be no mobile reception at all throughout your canoeing trip, and we have a SAT phone for emergencies.

Tipping

Explore leader

At your discretion you might also consider tipping your Tour Leader in appreciation of the efficiency and service you receive.

Local crew

Although entirely voluntary, tipping is a recognised part of life in this region of the world. Some local staff will look to members of the group for personal recognition of particular services provided. In order to make things easier for you, the Tour Leader may organise a group's tips kitty and if this is the case, they will account for it throughout the tour. Accordingly you should allow US\$50 for tipping.

Guyana

Food and drink

The costs for meals may vary depending upon location, type of restaurant and number of courses eaten and so the prices given are an average guide. Local restaurants located off the beaten track may be less expensive, whereas an upmarket restaurant located in the centre of a major city may charge more.

Lunch price	Dinner price	Beer price	Water price
£10	£13	£2	£0.6

Foreign Exchange

Local currency

Guyanese Dollar.

Recommended Currency For Exchange

Carry all your funds in US cash NOT Sterling or Travellers Cheques which are more difficult to exchange. We recommend to take a minimum of US\$400-\$500 of your total spending money in cash, in mixed denominations. Notes should be in good condition otherwise they might be difficult to exchange.

Where To Exchange

Once outside Georgetown there is no opportunity to exchange money. There will be little time to exchange money in Georgetown and it is suggested you change money at the hotel.

ATM Availability

Available in Major towns. Always have some cash as back-up as they are not always reliable.

Credit Card Acceptance

Credit cards are only accepted in the cities. Some places may charge a 5% fee.

Travellers Cheques

Travellers Cheques can be awkward or expensive to change

Transport, Accommodation & Meals

Transport Information

Bus, Boat, Flight, Minibus

Essential Information

FCO Advice

We strongly recommend that you check your government's travel advisory for up-to-date information and advice about your destination: safety and security, entry requirements, health, local laws and customs. For UK Foreign and Commonwealth Office advice [click here](#).

For more information from Explore about travel advice, [click here](#)

Under 18 immigration guidance

Please note that some countries require proof of parental consent when travelling overseas with under 18s. Please check requirements with the relevant embassy or consular office well in advance of travel if this applies to your party.

Price Guarantee

Once your booking has been confirmed we guarantee the price will not increase, whatever the circumstances. Before booking please ensure you have read our important tour pricing information. [Booking Conditions](#)

Visa and Passport Information

Guyana: No visa required in Guyana for citizens of UK, Australia, New Zealand, Canada and USA. Valid passport required. All other passport holders please refer to the relevant embassy for entry requirements.

USA: (including those in transit) Citizens of the UK, New Zealand, Australia, Canada and passport holders from several EU countries can enter the United States without a visa under the Visa Waiver Program (VWP) - where you apply for an ESTA (Electronic System for Travel Authorisation), which applies if you enter the country by sea or by air. This must be done on line - <https://esta.cbp.dhs.gov> no later than 72 hours prior to travel. Travellers who have not registered before their trip are likely be

refused boarding.

You must have an electronic passport with a digital chip containing biometric information about the passport owner. UK passports which are biometric feature a small gold symbol (camera) at the bottom of the front cover.

If you have visited Iraq, Syria, Iran or Sudan since 2011 or are dual nationals of these countries, you cannot travel with an ESTA and instead you will need to apply for a visa from the nearest US Embassy or Consulate. If you are unable to provide a valid visa before boarding flights to the US, or entering via another method, you may not be permitted to travel.

Please note for your ESTA application you will be required to supply Point of Contact information. Explore's USA contact information will be listed on your final documentation which you will receive approximately 3-4 weeks before departure. If you are leaving for the USA before this, please call the Explore team to get this information. (Not necessary if in transit)

For further information please check out the US embassy website. Visa applications - <http://london.usembassy.gov/niv/apply.html>

If you do require assistance in obtaining a visa then you may consider applying through Explore's recommended visa service in the UK, Travcour. See www.travcour.com to download the relevant visa application for your trip, if applicable (UK citizens only), along with details of how to apply for your visa through Travcour. The Team at Travcour will be happy to answer specific questions relating to visa applications, please call them directly on 0208 5431846.

It is your responsibility to ensure that you are in possession of a full passport, with the correct validity for your chosen destination.

Booking conditions

Before booking your Explore trip, please ensure that you read both our Essential Information and Booking Conditions.

Transfers

[Find out more about Trip Transfer Terms and Conditions before you book.](#)

Booking a land only package with Explore

Customers who have chosen to book on the 'Land Only' arrangements of our tour, please ensure that you have checked your tour specific 'Joining Instructions' prior to booking your own travel arrangements. Your joining instructions can be found below in the dates and prices information.

You may also be eligible for the Free Explore Transfer.

Joining Tour Abroad

Customers booked on the 'Land Only' arrangements will now receive a Free Transfer, provided you arrive and depart on the tour only itinerary start and end dates. The transfers will be from the Explore designated airport or train station to the joining point of your tour, and then back from the ending point to the designated airport or train station. The exception to this rule is customers who are booked on a tour where the joining and ending point is at the designated airport or train station.

Free transfers are not available for Self-Guided, Polar, Tailormade or Tours for Churches customers. If you are not eligible for the Free Transfer then you will need to make your own way through to the joining and ending point. On a majority of our tours Explore will be able to provide a private transfer at an additional cost. Please ask for a quote at the time of booking.

For more information regarding the Explore Free Transfer [click here](#)

Insurance

It is a condition of booking with Explore that you have adequate valid travel insurance. It is your responsibility to arrange appropriate travel insurance and ensure you have read and understood the full terms and conditions of your travel insurance policy to ensure that you are covered for all activities you intend to undertake whilst on the tour, including all optional activities. Your Insurance Policy must fully cover you for medical expenses and emergency repatriation to your home country. Please ensure your policy includes medical emergency helicopter evacuation in the event of illness or injury and covers the entire duration of your holiday. If you are trekking at altitude please ensure that there is no upper altitude limit which may limit or exclude cover for your trip. The cost of many of our Polar Voyages will exceed the capped amount covered by standard insurance premiums and you will be required to pay an additional premium to cover the full value of your trip. Please ensure that you are covered for the full amount of your holiday cost, as insufficient cover could invalidate a claim under the policy. Medical and repatriation insurance cover is not mandatory for UK residents who are travelling on trips within the United Kingdom.

Read more information about what travel insurance is required.

Flight information

Explore offers a wide range of flexible flying options to make joining and leaving our trips easy. Read more about them [here](#).

Flight Information

You are able to book this tour on a 'land only' basis or as a 'flight inclusive' package. Your flight inclusive package will be fully protected by the Civil Aviation Authority (CAA) ATOL protection scheme.

Booking a flight inclusive package with Explore

We have a good selection of flights not only from London but from many regional airports around the UK allowing us to compare fares between scheduled carriers as well as low cost and charter airlines. Our dedicated flights team will match the best flight options to your arrival and departure airport.

On our website we display a UK flight inclusive package guide price which is generally based on a London departure. To avoid paying supplements or to secure your preferred flight option, we recommend booking as early as possible, especially for peak travel dates.

Ability to swim




An ability to swim is essential for your safe enjoyment of the water based activities on this trip. If you wish to participate in these activities then we insist that you are able to swim.

Guyana

Vaccinations

Nothing compulsory however, we recommend typhoid, tetanus, infectious hepatitis and polio. Please consult your travel clinic for the latest advice on Malaria, Dengue and Zika Virus. Please take preventative measures to avoid mosquito bites - these include mosquito repellent as well as long trousers

and long sleeve shirts to cover up when necessary. Please note many countries in Central America, South America and the Caribbean require a yellow fever vaccination certificates if travelling from infected areas. A detailed list of these countries can be found on the NaTHNaC website - <http://travelhealthpro.org.uk/countries>. Also on the NaTHNaC site there is a list of Countries (and specific areas within a country) which are at risk of infection and a vaccination is therefore recommended. Please check the latest requirements with your travel clinic or doctor prior to departure. The above is not an exhaustive list. Further information regarding vaccinations and travel health advice can be found by following the NHS and NaTHNaC links at Explore Travel Health and from your local healthcare provider. Visa and vaccination requirements are subject to change and should be confirmed by you before travelling.

 <p>AWARD WINNING EXPLORE LEADERS</p>	 <p>PRICE GUARANTEE PROMISE</p>	 <p>AIRPORT TRANSFERS</p>
---	---	---