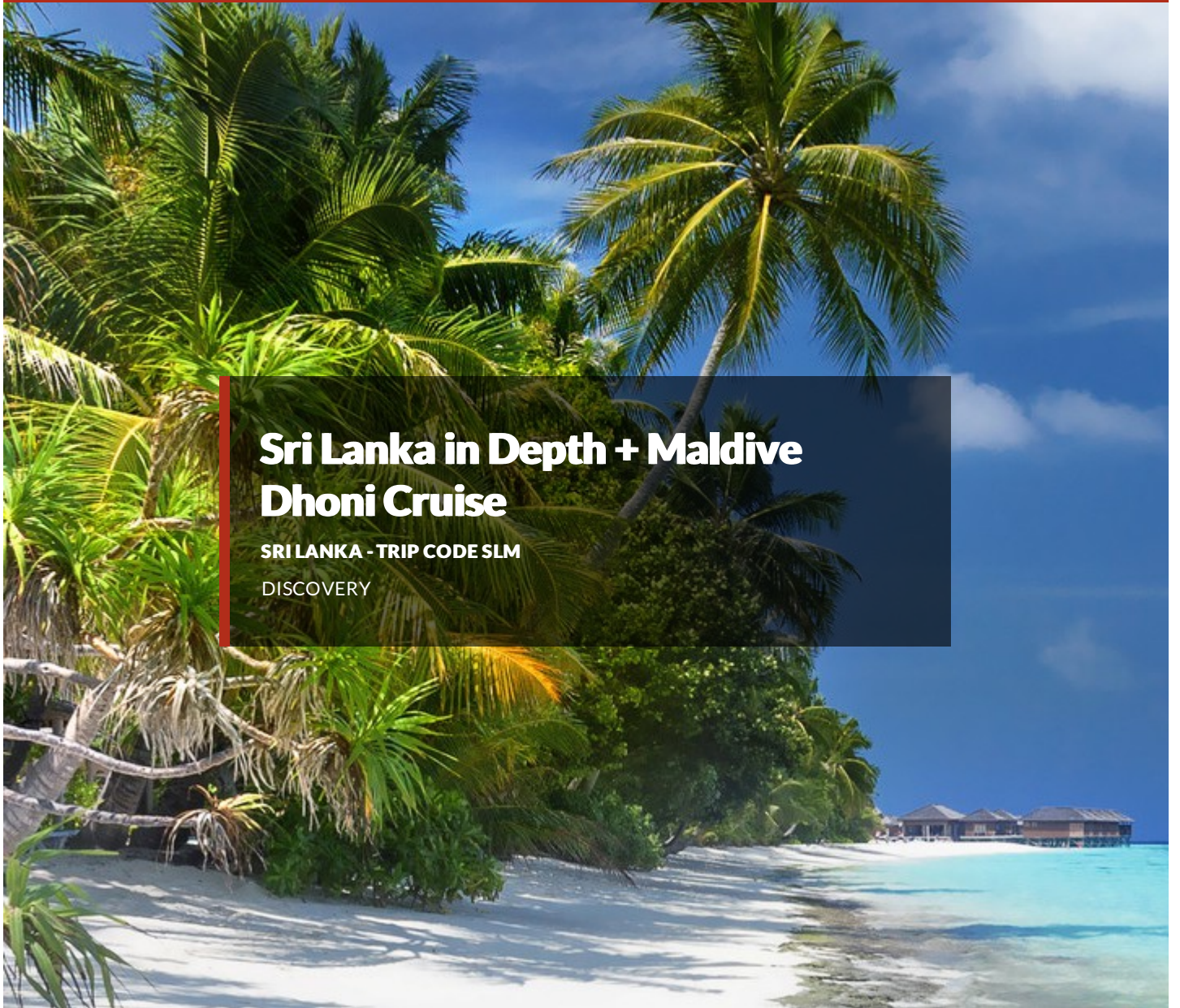


EXPLORE!

Book with confidence



Sri Lanka in Depth + Maldive Dhoni Cruise

SRI LANKA - TRIP CODE SLM

DISCOVERY

Why book this trip?

Combine two of our favourite trips on a journey through enchanting Sri Lanka and the pristine Maldives. Our first two weeks are spent touring the cultural highlights of 'the pearl of the Indian Ocean' before cruising through paradise in the Maldives.

- **Wildlife in Sri Lanka** - Search for leopards, elephants and sambar deer on game drives in the country's national parks
- **Culture in Sri Lanka** - Walk around ancient capitals, sacred religious sites and see the 'temple of the tooth'
- **Maldives Dhoni experience** - Spend a week cruising, snorkelling and relaxing amongst crystal clear waters.



INCLUDED MEALS
Breakfast: 21
Lunch: 7
Dinner: 8



TRIP STAFF
Explore Tour Leader
Driver(s)
Local Guide(s)



TRANSPORT
Bus



ACCOMMODATION
6 nights simple boat
1 nights simple guesthouse
13 nights comfortable hotel
1 nights comfortable tented camp



TRIP PACE:
Moderate



GROUP SIZE:
12 - 18

Itinerary

Itineraries on some departure dates may differ, please select the itinerary that you wish to explore.

DAY 1 - Join trip in Negombo

Arrive in Negombo, the famous coastal town famous for its fishing industry and golden sands. This relaxing beach resort is a short distance from Sri Lanka's capital city, and is the perfect place to spot locals bringing in the day's catch and watch the sunset.

For those arriving on time our Leader plans to meet you in the hotel reception at 6pm for the welcome meeting and for those that wish, there is the chance to go out for dinner. There are no other activities planned today, so you are free to arrive in Negombo at any time. If you would like to receive a complimentary airport transfer today, you'll need to arrive into Colombo's Bandaranaike International Airport (CMB), which is 30 minutes' drive from our hotel. Should you miss the welcome meeting, your Leader will inform you of any essential information as soon as you catch up.

If your flight arrives earlier in the day there is the option to head to the beach or make use of the hotel facilities which features a swimming pool and gardens overlooking the Indian Ocean.



ACCOMMODATION:
Hotel J (or similar)

Grade: Comfortable Hotel



SINGLE ROOM AVAILABLE



SWIMMING POOL AVAILABLE



MEALS PROVIDED: NONE

DAY 2 - Game drive in Wilpattu National Park; drive to Anuradhapura

A three-hour drive north takes us to Wilpattu National Park. En route, we will visit a nearby fishing village which uses traditional-style outrigger canoes, known as 'oruvas'. Along the way we hope to spot the toddy tappers climbing tall coconut trees to collect sap from the flowers. This is used to make Arak - a local whisky-type spirit.

Despite the park's location in Sri Lanka's dry zone, it boasts nearly 60 lakes and is renowned for leopard, elephant and sambar deer sightings. We will go on a jeep safari in the hope of spotting the elusive leopard. We choose to visit this park, rather than the more touristy Yala National Park further south because we believe it offers our customers a better experience. The same animals can be seen here as in Yala, however it is less crowded, making our visit more enjoyable and responsible. Leaving the park, we drive to nearby Anuradapura, where we will spend the next two nights.



ACCOMMODATION:
Lakeside at Nuwarawewa (or similar)

Grade: Comfortable Hotel



SINGLE ROOM AVAILABLE



MEALS PROVIDED: BREAKFAST

DAY 3 - Full day to explore the ancient citadel

This morning, we explore the ancient capital of Anuradhapura - a UNESCO World Heritage Site famous for its well-preserved ancient ruins. One of the oldest continually inhabited cities in the world, it was founded around 500 BC. Its golden age began around 260BC, when the King and his people converted to Buddhism. The city became vast, spreading over many miles. There were hospitals for the sick, hostels for

travellers and artificial reservoirs to ensure a good water supply.

Of great interest are the 2,200 year-old Sacred Bo-Tree; the Brazen Palace, once a nine storey residence for monks; the 4th century Smadhi Buddha masterpiece and the Ruvanvalisaya Dagoba - a 90 metre-high dome-shaped shrine towering over the surrounding countryside.

In the afternoon, we travel eight miles to the mountain peak of Mihintale. It is believed that this was the site of a momentous meeting between the monk Mahinda and King Devanampiyatissa, introducing Buddhism to the country. Exploring Mihintale involves climbing a flight of 1,840 shallow stone steps, and a short final section with uneven steps and a hand rail leading to the summit of the Missaka Mountain. There are excellent views from the top looking back to Anuradhapura.



ACCOMMODATION:
Lakeside at Nuwarawewa (or similar)



Grade: Comfortable Hotel



SINGLE ROOM AVAILABLE



MEALS PROVIDED: BREAKFAST

DAY 4 - Visit Dambulla's cave temples en route to Giritale

Travelling towards Giritale, we pause to view the magnificent Standing Buddha of Aukana, which stands 12 metres high. Sculptured in the 5th century by a master craftsman, it is still relatively isolated in its jungle setting.

Our next stop is Dambulla, where a great series of caves have been turned into temples dating from the 1st century BC. This World Heritage Site still attracts scores of worshippers. We will visit five separate caves, which contain a large number of Buddha images and a few sculptures of Hindu Gods. After enjoying a traditional Sri Lankan lunch of 'rice and curry', we reach the small town of Giritale - our base from which to explore Polonnaruwa. Our hotel for the night looks out over a large and picturesque 7th century man-made lake.



ACCOMMODATION:
Giritale Hotel (or similar)



Grade: Comfortable Hotel



SINGLE ROOM AVAILABLE



SWIMMING POOL AVAILABLE



MEALS PROVIDED: BREAKFAST & LUNCH

DAY 5 - Visit Polonnaruwa and drive to Sigiriya

This morning we explore the ancient city of Polonnaruwa, which reached its height of glory in the 12th century, when it was a thriving commercial and religious centre. The city still maintains many of its spectacular buildings and monuments, with arguably the most impressive being the Quadrangle. This sacred precinct originally housed the tooth relic. It contains a superbly decorated circular shrine which is one of the most ornate buildings in the country. The neighbouring audience hall and bathing pool are also worth a visit. Close by, the curious round structure of the Circular Relic House has a beautifully preserved moonstone carved at the foot of a flight of steps. Another famous feature of this deserted city is the group of carved images of the Buddha, known as Galvihara. These four colossal figures are all hewn out of solid granite and the Reclining Buddha alone is no less than 14 metres long. We then continue driving towards our accommodation.

In the early afternoon, we have the option to take a jeep safari in either Minneriya or Kadawla National Park, where we can search for herds of wild elephant. Your Explore Leader will be able to advise you of the likelihood of good elephant sightings at the time you are in the area. The parks are also home to a large array of birdlife, including painted storks.



ACCOMMODATION:
Kassapa Lions Rock (or similar)

Grade: Comfortable Hotel



SINGLE ROOM AVAILABLE



SWIMMING POOL AVAILABLE



MEALS PROVIDED: BREAKFAST

DAY 6 - Climb Lion's Rock at sunrise; drive to Kandy

An early start this morning as we plan to climb Sigiriya Rock ahead of the crowds and whilst it is cool. The ruins of this 5th century 'Sky Fortress' are one of Sri Lanka's major attractions, a stupendous sight to behold and a feat of consummate engineering skill. Built in just seven years as a fortified palace to protect the reign of merciless King Kassapa, who had assassinated his father and deposed his brother, it is seen as one of the world's best preserved examples of ancient urban planning. Unfortunately for the king, despite its impregnable reputation, he was defeated here by his brother after a reign of just 18 years.

A switchback series of steps and steel stairways ascend to the top. Halfway up, tucked beneath a sheltering overhang of rock, are the famous frescoes - the Sigiriya Damsels, their colours still glowing. Before our final ascent to the summit, we pass between a set of enormous lion paws carved out of the rock - all that remain of an ancient gateway that gave Sigiriya, the 'Lion Rock', its name. Once at the 200 meter summit, magnificent views can be enjoyed of the surrounding jungle and countryside.

This afternoon, a two-hour drive takes us to Kandy. En route, we stop to visit the woodcarving centre at Naula and a spice garden.



ACCOMMODATION:
Queens Hotel Kandy (or similar)



Grade: Comfortable Hotel



SINGLE ROOM AVAILABLE



SWIMMING POOL AVAILABLE



MEALS PROVIDED: BREAKFAST

DAY 7 - Discover the Temple of the Tooth

Sitting on a plateau 500 metres above sea level and 112km northeast of Colombo, Kandy is, in climatic and cultural terms, a world apart from Colombo. Serving as the capital of the last Sinhalese kingdom until falling to the British in 1815, it is a place of cultural and spiritual importance. Buddhists from all over the world come here specifically to visit the Temple of the Tooth, the Dalada Maligawa. The costly jewelled shrine of the Holy Tooth, said to be Buddha's left canine, is kept in the upper floor of the original building. This relic was brought from India 1,500 years ago and every year, at the time of the August full moon, it is paraded round the town with great pomp and circumstance.

This morning's sight-seeing includes attending the Temple of the Tooth Ceremony and a visit to the serene Peradeniya Botanical garden. Your afternoon is free to continue your exploration of this

delightful old highland town.

In the evening, we hope to have the opportunity to watch a performance by the famous Kandyan dancers, admiring their impressive costumes and graceful dances, accompanied by a thundering drum beat.



ACCOMMODATION:

Queens Hotel Kandy (or similar)



Grade: Comfortable Hotel



SINGLE ROOM AVAILABLE



SWIMMING POOL AVAILABLE



MEALS PROVIDED: BREAKFAST

DAY 8 - Drive to Dalhousie for an ascent of Adam's Peak

After a free morning, we drive to Dalhousie in the foothills of Adam's Peak. Here, we have the opportunity to ascend this sacred peak, known locally as Sri Pada. A depression at the top of the peak is said to be Buddha's footprint and, each year, thousands climb to the top for sunrise. Shortly after midnight, we join pilgrims for our ascent. There is a stone staircase which we follow right to the top. It can be tough on the legs, and some may find it physically challenging, but you can go at your own pace, take your time and savour the experience. We reach the top in time for sunrise, when spectacular views all around us.

For anyone not wanting to climb the peak, there is free time to explore the small town of Dalhousie, or relax at our guesthouse.



ACCOMMODATION:

Punsisi Rest Guest House (or similar)



Grade: Simple Guesthouse



SINGLE ROOM AVAILABLE



MEALS PROVIDED: BREAKFAST & DINNER

DAY 9 - Stop at a tea plantation on the way to Nuwara Eliya

Returning from the peak early this morning, we enjoy a well-earned breakfast before making our way to picturesque Nuwara Eliya.

Known as 'Little England', here we will find red telephone boxes, Victorian colonial architecture and pretty rose gardens - legacies from its era as a hill country retreat for any homesick British. The cool climate provided a sanctuary in which to immerse themselves in familiar pastimes, such as polo, golf, cricket and fox hunting. This part of Sri Lanka is also an important tea growing area and plantations stretch over rolling hills for as far as the eye can see, interspersed with the occasional tea-making factory.

We have free time for the rest of the day to explore this colonial treasure.



ACCOMMODATION:

Windsor Hotel (or similar)



Grade: Comfortable Hotel



SINGLE ROOM AVAILABLE



MEALS PROVIDED: BREAKFAST

DAY 10 - Drive to the hill town of Ella

This morning, we make our way to the hill town of Ella. We have the option to travel by train through beautiful countryside, winding through the mountains on a rail network that was introduced during British Colonial rule and has changed little since. Passing by impressive waterfalls and travelling through lush tea plantation country, we are likely to see colourfully-dressed tea pickers working in groups. The train can be busy and seats are not always available, so it is also possible to travel to Ella by road through similarly impressive scenery. Arriving in Ella late in the afternoon, we have the opportunity to explore the town before retreating to our hotel which is perched on a hillside amongst the lush green scenery.



ACCOMMODATION:

Heaven's Edge (or similar)



Grade: Comfortable Hotel



SINGLE ROOM AVAILABLE



SWIMMING POOL AVAILABLE



MEALS PROVIDED: BREAKFAST

DAY 11 - Drive to Udawalawe, explore the National Park by Jeep and visit the elephant transit home

This morning we visit Ravana Ella Falls, one of the widest waterfalls on the island, before continuing south through the hill country until we reach the plains and the small town of Wellawaya. Travelling onwards to Udawalawe National Park, we are likely to spot a 51 foot image of the Buddha known as Colossi of Buduruvagala, rising majestically above us along with other Mahayana statues. Udawalawe, designated a national park in 1972, covers some 31,800 hectares and is surrounded by mountains, a mix of rolling grasslands, teak plantations, rainforest and scrub. Renowned for its large herd of elephants, the park is one of the best places in Sri Lanka to see them, and is also home to deer, wild boar, buffalo, jackal and leopard. The resident bird population is also second to none, including a magnificent collection of birds of prey, chief among them the impressive white-bellied sea eagle. The afternoon is spent exploring the park by jeep and visiting the Elephant Transit Home where orphaned elephants are cared for until they are old enough to be released back in to the wild.



ACCOMMODATION:
Athgira River Camp (or similar)



Grade: Comfortable Tented Camp



SINGLE ROOM AVAILABLE



SWIMMING POOL AVAILABLE



MEALS PROVIDED: BREAKFAST & DINNER

DAY 12 - Stroll through the Portuguese Fort at Galle

Continuing southwards this morning, we descend through a huge region of rice paddies before reaching the coast. We travel through the small fishing port of Tangalle, home to a project supported by the Travel Foundation, where women learn to make traditional Beeralu Lace. Selling the lace helps them to become more self-sufficient. We will visit and learn a little of their craft and support these ladies who lost their breadwinners in the 2004 tsunami.

In the afternoon we'll visit the pretty coastal town of Galle passing through Koggala where we may be lucky enough to see the famous stilt fisherman balancing precariously above the ocean. An important trading centre since ancient times, the fortifications that can be seen in Galle today were built by the Portuguese and then the Dutch from the 16th to the 17th centuries. The fort ramparts of this World Heritage Site protect the harbour and a myriad of fascinating old houses, churches and warehouses. Today, the town has a strong arts vibe, with foreign and local artists, writers, photographers, designers and poets drawing inspiration from their surroundings. Boutique shops and cafes around the town showcase their work. There is a lot to explore in the town and simply wandering its streets, soaking up its unique atmosphere is a great way to spend an afternoon. If you feel that you haven't spent enough time here on this afternoon's sightseeing tour, you have the opportunity to come back tomorrow.



ACCOMMODATION:

Calamander Unawatuna Beach Resort (or similar)

Grade: Comfortable Hotel



SINGLE ROOM AVAILABLE



SWIMMING POOL AVAILABLE



MEALS PROVIDED: BREAKFAST

DAY 13 - Free time to relax on Unawatuna's quiet beaches

Today is free to relax on the beaches of Unawatuna, or explore more of nearby Galle. For those seeking pure relaxation, local Ayurvedic massages with natural, aromatic herbal oils are highly recommended. Alternatively, between the months of December and April, you might prefer to go on a whale watching trip in the hope of spotting humpback and blue whales.



ACCOMMODATION:

Calamander Unawatuna Beach Resort (or similar)

Grade: Comfortable Hotel



SINGLE ROOM AVAILABLE



SWIMMING POOL AVAILABLE



MEALS PROVIDED: BREAKFAST

DAY 14 - Early morning to relax on the beach before driving to Colombo

Take some time to soak up the last few hours on the beach before we journey back to Colombo for our last night- a total travel time of just a couple of hours. Once in the capital we spend the afternoon exploring Sri Lanka's capital city. We'll wander around the historical 'fort' area, now the business district, whose buildings are like a slice through Colombo's colonial history and visit the Pettah neighborhood, famous for its bustling open air bazaars and markets. We will also visit the most important Buddhist temple in the capital, Gangaramaya, which is an oasis of calm in an otherwise frenetic city and end the trip by the Galle Face Green, an urban park along the sea front where locals gather to often play cricket and gather for other daily rituals.



ACCOMMODATION:

Colombo City Hotel (or similar)

Grade: Comfortable Hotel



SINGLE ROOM AVAILABLE



MEALS PROVIDED: BREAKFAST

DAY 15 - Fly to Male

This morning we fly to Male and after meeting up with our representative and the rest of the group we

walk to our hotel close to the harbour in Male. The circumference of the island is little more than 5 kilometers so it's very easy to explore on foot. After freshening up at the hotel we will walk down to the Mosque, to the fish market and along the waters edge to watch the ferries coming and going.

Please note that from January to early April 2017 Colombo airport will be closed for several hours during the day. This means that we will be flying to Male in the early morning. You will be able to check in to the hotel early and will be provided with lunch before meeting with the rest of the group.



ACCOMMODATION:
Mookai Hotel (or similar)

Grade: Comfortable Hotel



SWIMMING POOL AVAILABLE



MEALS PROVIDED: BREAKFAST

DAY 16 - Sail to Vavuu Atoll and explore Kuda Anbaraa Island

This morning we walk to the waterfront to meet our moored dhoni and crew. We take our breakfast on the boat and then begin cruising south for two to three hours, passing through the Vaadhoo Canal to the South Male Atoll - a smaller and quieter neighbour to the more developed North Male Atoll. Here, many of the islands are inhabited simply by vegetation and white sand, surrounded by clear turquoise water and reef. Heading further south we cruise to the Vavuu Atoll, where we spend time exploring the uninhabited and picturesque islands of Kudiboli and Kuda Anbaraa. When exploring this and other islands in the itinerary, it isn't necessary to bring special footwear. Most customers seem to manage well in flip-flops, and these have the obvious advantage of being quick to get on and off - ideal for walking through sand. Our afternoon is spent snorkelling or relaxing on board. Over the course of the week, underwater fauna we are likely to see include green turtles, reef sharks and gigantic manta rays, as well as smaller sting rays and eagle rays. At each stop, we will also swim among a rainbow of small, colourful fish, including the famous Clown Fish. Our knowledgeable representative will be able to help identify many of the underwater species that we come across.

Today, and each day, afternoon tea with freshly baked cake will be served by our talented chef.

Every meal is included on the dhoni . Menus are likely to include freshly-caught fish each day, as well curries and pasta. Drinking water, tea and coffee are readily available, with alcoholic and soft drinks available for purchase on-board. US Dollars are accepted on the Dhoni and you can pay your bill for drinks at the end of your cruise.

Our cabins are compact, but with plenty of room for two people and luggage. However, many customers choose to enjoy the tranquillity of sleeping under the stars on deck for at least some of the nights.





ACCOMMODATION:
Aboard Dhoni (or similar)



Grade: Simple Boat



MEALS PROVIDED: BREAKFAST, LUNCH & DINNER

DAY 17 - Snorkel in the clear waters of the Meemu Atoll

Today we sail south for a further two to three hours, crossing to Meemu Atoll - home to one of the longest stretches of reef in the Maldives. On this or other crossings, we may be lucky enough to be chased by spinner dolphins, who like jumping in our wake. We are also likely to see flying fish, sometimes leaping right over the deck of our dhoni. Meemu Atoll is made up of 34 islands, of which 25 are uninhabited. Some of the inhabited ones grow yams, and all of them are largely dependent on fishing. Here more than anywhere, we are likely to experience the true Maldivian way of life. Shortly after entering the atoll, we arrive at Fenboa Finolhu - another beautiful uninhabited island where we aim to base ourselves for the night. We will have plenty of time to enjoy the white-sand beach and to snorkel on the reef. This evening, we can look forward to a barbeque beach banquet in an idyllic spot on the island, laid on by the dhoni crew.



ACCOMMODATION:
Aboard Dhoni (or similar)



Grade: Simple Boat



MEALS PROVIDED: BREAKFAST, LUNCH & DINNER

DAY 18 - Cruise to Dhiggaru Island for a Bodu Beru display

After a relaxed start, we head east to the inhabited island of Dhiggaru. Here, we drop our anchor by a particularly good snorkelling reef. Later in the afternoon, when it has cooled down a bit, we plan to go ashore to meet the island's inhabitants. We may be struck by the traditional, yet relaxed, way of life in the island's lively village. Very few tourist groups visit and we must remember to dress and act respectfully, removing our shoes when visiting a house or a mosque. In the evening, we hope to be invited to a performance of Bodu Beru (Big Drum) - the traditional folk music of the country.



ACCOMMODATION:

Aboard Dhoni (or similar)

Grade: Simple Boat



MEALS PROVIDED: BREAKFAST, LUNCH & DINNER

DAY 19 - Visit the traditional village of Felidhoo

Today, we head back to Felidhoo Atoll and its administrative centre, Felidhoo. With a population of about 400, this is the least populated of all the country's administrative centres. Again, we take time to visit the village and have the opportunity to enjoy another Bodu Beru performance.



ACCOMMODATION:
Aboard Dhoni (or similar)

Grade: Simple Boat



MEALS PROVIDED: BREAKFAST, LUNCH & DINNER

DAY 20 - Discover Hulhidhoo reef before sailing to Fulidhoo

By now, we are likely to be feeling completely relaxed, as our routine of reading, sunbathing and napping between island stops and snorkelling spots has become second nature. With a subtly different name to our previous day's stop-off, we break today's journey with a visit to Fulidhoo Island. Once again, we meet the locals and gain more of an appreciation of their life in this tropical paradise. After a further visit to the island of Hulhidhoo, we anchor by a large reef, where we can spend time snorkelling.



ACCOMMODATION:
Aboard Dhoni (or similar)

Grade: Simple Boat



MEALS PROVIDED: BREAKFAST, LUNCH & DINNER

DAY 21 - Sail to Male stopping to snorkel at Embudhoo Reef

Our last full day on the boat sees us cruising back towards Male. We take the opportunity for some final snorkelling and swimming, before enjoying a farewell meal with our boat crew.



ACCOMMODATION:
Aboard Dhoni (or similar)

Grade: Simple Boat



MEALS PROVIDED: BREAKFAST, LUNCH & DINNER

DAY 22 - Trip ends in Male

The trip ends after breakfast on our dhoni in Male.

There are no activities planned today, so you are free to depart from Male at any time. If your flight is departing later in the day, luggage storage facilities are available on the dhoni. If you would like to receive a complimentary airport transfer today, you need to depart from Male International Airport (MLE).



MEALS PROVIDED: BREAKFAST

Trip information

Country information

Sri Lanka

Climate

Year round high temperatures in coastal regions: Colombo averages 27°C. It is much cooler in the hills with Kandy averaging 20°C and Nuwara Eliya down to 16°C. Springlike temperatures in the hill country, but chilly evenings. Two monsoon periods: Apr-Sep when rain is confined to the southwest; and Oct-Mar when it falls in the northeast.

Time difference to GMT	Plugs	Religion	Language
+6	3 Pin Round	Buddhism	Sinhala, Tamil

Budgeting and packing

Optional activities

The following excursions and/or activities are usually available and may be arranged locally. Estimated costs are provided below for guidance only, are on a per person basis unless shown otherwise, and may depend on the number of participants. Prices quoted are correct as of the date these tour notes were originally issued but may change at any time due to currency fluctuations. Please note: These activities are booked and paid for direct with the supplier and do not form part of your Explore holiday contract.

Kandy - Cultural Show £5.00.

Minneriya - Jeep Safari £25.00 to £45.00 depending on number of participants.

Unawatuna - Boat Excursion to coral reef £5.00.

Unawatuna - Whale watching boat trip £60.00.

Half Day Trips - Boat ride to Cinnamon Islands; turtle hatchery at Kosgoda; picnic lunch; transport - £9.00.

Clothing

Sri Lanka: Select your clothes carefully, bearing in mind that the climate is tropical and that upland areas are cooler and more temperate. Lightweight rainwear is also essential, and warmer clothing for the highland walks and chilly night temperatures in the mountains. When visiting religious sites you will need to dress respectfully by covering your knees and shoulders, plus taking off your shoes and hats. You may like to wear socks for temple visits as the ground can get very hot and burn the soles of your feet. You will need to bring long trousers, or buy a sarong locally.

Maldives: Only lightweight clothing is needed. Local people in Male and in villages on the islands find western styles of dress extremely offensive. Brief shorts, tight fitting clothing etc. should be avoided by both men and women. A sarong and something to cover the head (for women) is recommended. Don't forget swimming gear and clothes to protect you from the sun including a wide brimmed hat. You may consider wearing a Tshirt whilst snorkelling to avoid bad sunburn on the back and shoulders.

Footwear

Lightweight shoes and sandals. Whilst in the tea areas you may encounter leeches, you may wish to consider taking leech socks with you.

Luggage

20kg

Luggage: On tour

One main piece of baggage and a daysac. Remember, hotel porters are not always available, so don't overload yourself.

Equipment

A water bottle is recommended for walks. Although mosquito nets or screens are provided at most nightstops and in spite of fewer mosquitoes due to higher elevation, you may choose to bring your own

(attachable with nails and tape) for use here. Alternatively, please bring mosquito coils.

Tipping

Explore leader

At your discretion you might also consider tipping your Tour Leader in appreciation of the efficiency and service you receive.

Local crew

Local Crew: Although entirely voluntary, tipping is a recognized part of life in this region of the world. Some local staff will look to members of the group for personal recognition of particular services provided. In order to make things easier for you, the Tour Leaders may organise a group's tips kitty and if this is the case, they will account for it throughout the tour. Accordingly, you should allow £65 for tipping (£40 in Sri Lanka and £25 in the Maldives). Your tour leader will account to you for any organised tipping.

Sri Lanka

Food and drink

The costs for meals may vary depending upon location, type of restaurant and number of courses eaten and so the prices given are an average guide. Local restaurants located off the beaten track may be less expensive, whereas an upmarket restaurant located in the centre of a major city may charge more.

Lunch price	Dinner price	Beer price	Water price
£6.00	£9.00	£3.50	£1.00

Foreign Exchange

Local currency	Recommended Currency For Exchange	Where To Exchange
Sri Lankan Rupee.	US\$ and UK£ are equally good	In most major towns.

ATM Availability

Yes, usually in major towns.

Credit Card Acceptance

Credit cards can usually be used in most large shops and restaurants. Please note that Foreign Office advice warns about the problem of credit card fraud in Sri Lanka so please consider this when deciding if to pay by card while on tour.

Travellers Cheques

Are not easy to change and where they can be changed the exchange rates can be poor.

Transport, Accommodation & Meals

Transport Information

Bus

Accommodation notes

Maldives

We work with a local operator who owns a number of different Dhonis; all of which are different sizes with different layouts. The boats we are most likely to be using are 6-10 berth Dhonis and we will either use one or two boats depending on the group size and make-up. All Dhonis that we use are fitted with diesel engines, which are used most of the time that we are travelling. Some of the boats still have sails but these are used very infrequently.

All Dhonis are inspected annually in order to retain their license. They carry enough lifejackets for all clients and crew plus buoyancy aids and a dinghy with small outboard engine. All boats have a CB radio, and for most of the voyage the boat is in mobile phone range of the islands. Full fire fighting equipment is also carried on every boat. There will be a minimum of 4 or 5 crew on board including the captain and cook - depending on the number of people on the boat. Most of the cabins offer couchette accommodation on a twin share basis with all bedding provided. The cabins are small and simple but adequate for sleeping and changing. In most of the cabins there will be bunk beds and so the person on the top will need to be prepared to climb up to their bed. Facilities are shared, and each boat has 3 or 4 toilets and 2 or 3 showers on board. There are plugs available in each cabin with electricity available when the boat's generator is running (when the boat is moving or the crew are cooking meals) so it is possible to charge cameras and phones during the tour. Good quality snorkelling equipment including mask, snorkel, flippers and swim noodles are provided (we will ask for your shoe/flipper size before you travel!). You are free to bring your own equipment should you wish. No scuba diving equipment will be carried on board.

Food and drink

Sri Lanka

Traditional Sri Lankan cuisine is excellent, and although it can be very spicy there are many dishes that feature cooling coconut milk or have a spicy sambar on the side to allow you to adjust the meal to your taste. There isn't a culture of eating out in Sri Lanka, most locals will eat at home, and as such there are very few restaurants around, and those that exist tend to be in hotels. As tourism develops a few independent restaurants are beginning to appear, mainly in Colombo but also in Kandy, Galle and in the coastal resorts. During the tour we will endeavour to eat out at local restaurants wherever possible but for many nights, at this point in time, the hotel restaurants are the only option available.

Maldives

All meals and a bottle of drinking water each day are provided on board the Dhonis. There is a bar for any additional soft and alcoholic drinks you may wish to buy, a dining area and a sundeck to relax and sunbathe throughout the day.

It should be noted that it is not permitted for tourists to bring alcohol in to the country and it will be confiscated at the airport if you attempt to do so.

People requiring a gluten free diet may struggle a little in the Maldives. Breakfasts are often mashuni - a tuna and coconut combination which is served with roti style bread or a more western start to the day with eggs and toast. Most lunches and dinners will have a pasta element and during the afternoons the boat crew will often bake a cake. Whilst plenty of fresh veg, meat and fruit is also provided if you do follow a gluten free diet you may wish to take some snacks with you to supplement the diet on board the

dhoni.

Essential Information

Government Travel Safety Advice

We strongly recommend that you check your government's travel advisory for up-to-date information and advice about your destination: safety and security, entry requirements, health, local laws and customs. For UK Foreign and Commonwealth Office advice [click here](#).

For more information from Explore about travel advice, [click here](#)

Under 18 immigration guidance

Please note that some countries require proof of parental consent when travelling overseas with under 18s. Please check requirements with the relevant embassy or consular office well in advance of travel if this applies to your party.

Price Guarantee

Once your booking has been confirmed we guarantee the price will not increase, whatever the circumstances. Before booking please ensure you have read our important tour pricing information. [Booking Conditions](#)

Visa and Passport Information

Sri Lanka: All foreign nationals who intend to visit Sri Lanka for a short stay of up to six months, including transit passengers, must apply for travel authorization online prior to travel to the country.

To obtain an Electronic Travel Authorisation (ETA) you must visit <http://www.eta.gov.lk> to apply for it prior to travel. It is strongly recommended that you print and bring a copy of the ETA approval notice with you. The Sri Lankan authorities require that your passport must be valid for at least 6 months after departure from Sri Lanka.

For arrivals up to 30th April 2020 all UK, EU, US, Australian, New Zealand and Canadian nationals will not need to pay for a short stay visa of up to 30 days, although will still need to apply for an Electronic Travel Authorisation on line before travel. For arrivals on or after the 1st May 2020, a fee of 35USD will apply for the ETA.

All visa information is subject to change. You should confirm all visa related issues with the relevant Embassy prior to departure.

Maldives: Citizens of the UK, Australia, New Zealand, US and Canada are given a free 30 day permit on arrival. Other nationalities should consult the relevant consulate.

If you do require assistance in obtaining a visa then you may be able to apply through Explore's

recommended visa service in the UK, Travcour. See www.travcour.com to download the relevant visa application for your trip, if applicable (UK citizens only), along with details of how to apply for your visa through Travcour. The Team at Travcour will be happy to answer specific questions relating to visa applications, please call them directly on 0208 5431846.

It is your responsibility to ensure that you are in possession of a full passport, with the correct validity for your chosen destination.

Booking conditions

Before booking your Explore trip, please ensure that you read both our Essential Information and Booking Conditions.

Transfers

Find out more about [Trip Transfer Terms and Conditions](#) before you book.

Booking a land only package with Explore

Customers who have chosen to book on the 'Land Only' arrangements of our tour, please ensure that you have checked your tour specific 'Joining Instructions' prior to booking your own travel arrangements. Your joining instructions can be found below in the dates and prices information.

You may also be eligible for the Free Explore Transfer.

Joining Tour Abroad

Customers booked on the 'Land Only' arrangements will receive a Free Transfer, provided you arrive and depart on the tour only itinerary start and end dates. The complimentary transfers will be arranged from the Explore designated airport or train station to your trips joining point, and then back from the ending point to the designated airport or train station. Generally the airport or station that Explore have selected will be the one that is closest to the town or city where the trip starts, or the one nearest to the joining point. It will be either an airport or train station but not both.

The exception to this rule is customers who are booked on a tour where the joining and ending point is at the designated airport or train station.

Free transfers are not available for Self-Guided, Polar, Tailormade or Tours for Churches customers.

If you are not eligible for the Free Transfer then you will need to make your own way through to the joining and ending point. On a majority of our tours Explore will be able to provide a private transfer at an additional cost. Please ask for a quote at the time of booking.

For more information regarding the Explore Free Transfer [click here](#)

Insurance

It is a condition of booking with Explore that you have adequate valid travel insurance. It is your responsibility to arrange appropriate travel insurance and ensure you have read and understood the full terms and conditions of your travel insurance policy to ensure that you are covered for all activities you intend to undertake whilst on the tour, including all optional activities. Your Insurance Policy must fully cover you for medical expenses and emergency repatriation to your home country. Please ensure your policy includes medical emergency helicopter evacuation in the event of illness or injury and covers the entire duration of your holiday. If you are trekking at altitude please ensure that there is no upper altitude limit which may limit or exclude cover for your trip. The cost of many of our Polar Voyages will

exceed the capped amount covered by standard insurance premiums and you will be required to pay an additional premium to cover the full value of your trip. Please ensure that you are covered for the full amount of your holiday cost, as insufficient cover could invalidate a claim under the policy. Medical and repatriation insurance cover is not mandatory for UK residents who are travelling on trips within the United Kingdom.

Read more information about what travel insurance is required.

Flight information

Explore offers a wide range of flexible flying options to make joining and leaving our trips easy. Read more about them here.

Flight Information

You are able to book this tour on a 'land only' basis or as a 'flight inclusive' package. Your flight inclusive package will be fully protected by the Civil Aviation Authority (CAA) ATOL protection scheme.

Booking a flight inclusive package with Explore

We have a good selection of flights not only from London but from many regional airports around the UK allowing us to compare fares between scheduled carriers as well as low cost and charter airlines. Our dedicated flights team will match the best flight options to your arrival and departure airport.

On our website we display a UK flight inclusive package guide price which is generally based on a London departure. To avoid paying supplements or to secure your preferred flight option, we recommend booking as early as possible, especially for peak travel dates.

Ability to swim

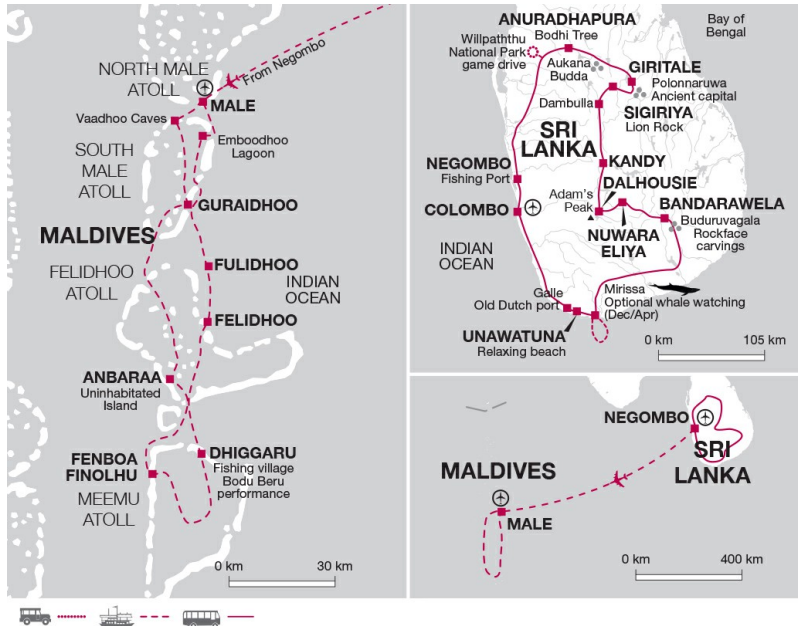
An ability to swim is essential for your safe enjoyment of the water based activities on this trip. If you wish to participate in these activities then we insist that you are able to swim.

Sri Lanka

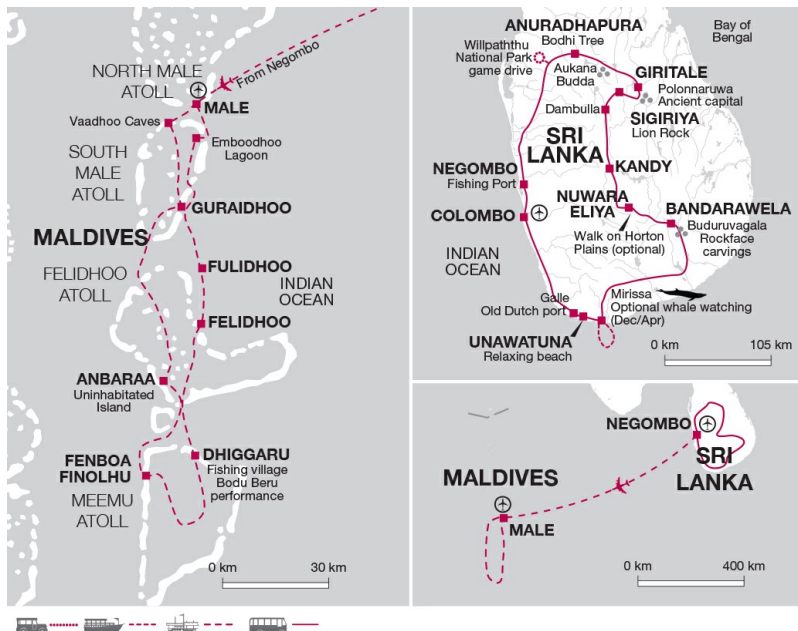
Vaccinations

Nothing compulsory, but we recommend protection against malaria, tetanus, typhoid, hepatitis A plus Polio and diphtheria. Consult your travel clinic for latest advice on different prophylaxis available against malaria. We strongly recommend the wearing long sleeved shirts and the liberal application of insect repellents containing DEET as a precautionary measure to avoid being bitten by mosquitoes. These precautions should be taken at all times as the mosquitoes are also active during daylight hours. Please check the latest requirements with your travel clinic or doctor prior to departure. The above is not an exhaustive list. Further information regarding vaccinations and travel health advice can be found by following the NHS and NaTHNaC links at Explore Travel Health and from your local healthcare provider. Visa and vaccination requirements are subject to change and should be confirmed by you before travelling.

Additional Information



Adam's Peak Itinerary



Horton Plains Itinerary

Why book this trip

This tour is the perfect way to explore the paradise island of Sri Lanka in depth and then relax and experience the real Maldives. You'll see wildlife, ancient ruins and bustling local life before an idyllic week of snorkelling, swimming and visiting traditional fishing villages.

Reviews



AWARD WINNING
EXPLORE LEADERS



PRICE GUARANTEE
PROMISE



AIRPORT
TRANSFERS