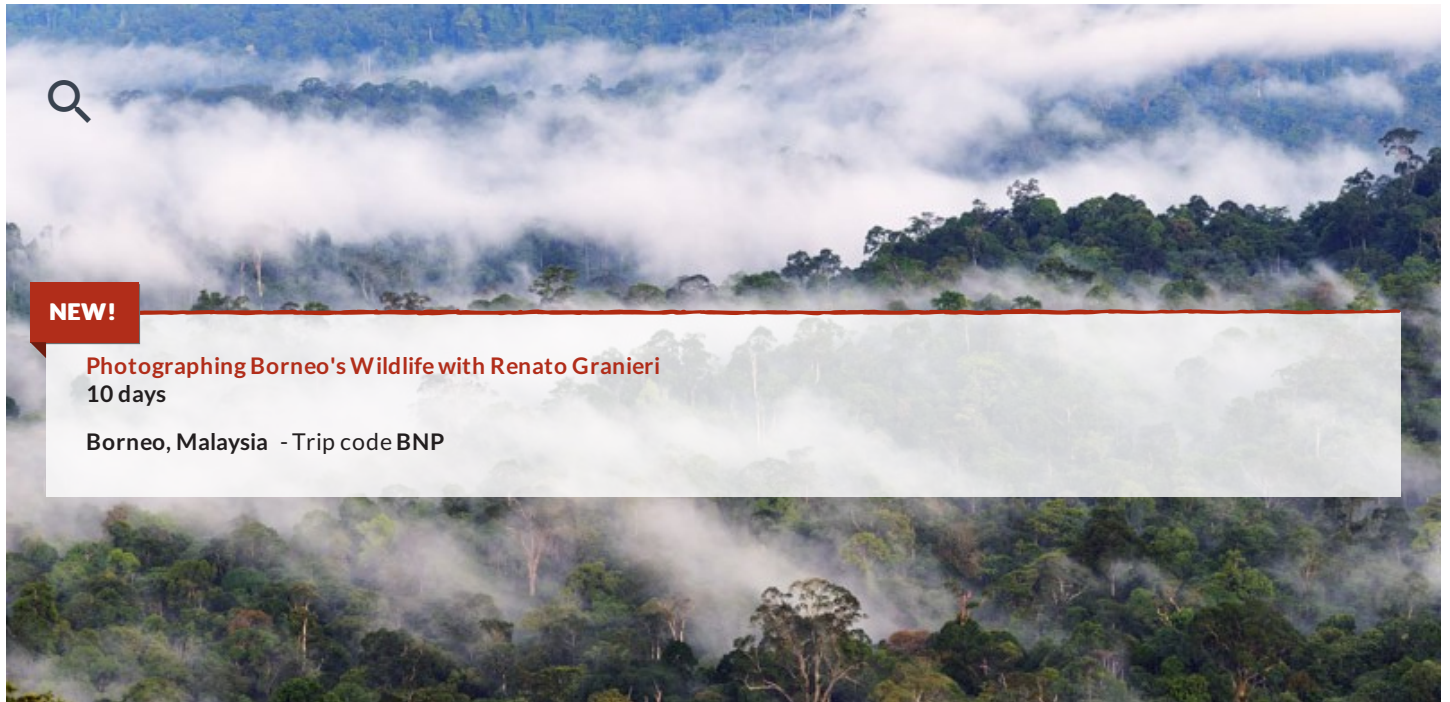


EXPLORE!



NEW!

Photographing Borneo's Wildlife with Renato Granieri
10 days

Borneo, Malaysia - Trip code BNP

Photographing Borneo's Wildlife with Renato Granieri

This trip is a great way to see and photograph the endemic wildlife and incredible landscapes of Borneo with professional photographer Renato Granieri - winner of the 2018 Nat Geo Traveller Photographer Of The Year. Organised to maximise photo opportunities, Renato will be on hand to assist in getting the best images possible of this fabulously photogenic destination. Travel through the jungles of Sabah capturing feeding time at the Sepilok Orang-utan Sanctuary and cruise along the Kinabatangan River hoping to snap bathing pygmy elephants and striking hornbills. Also organised within the trip is a sunrise climb up the observation tower in the Danum Valley, with a chance to photograph the eerie spectacle of the the morning mist rolling across the lush jungle canopy below.

Trip highlights

- ★ **Sepilok** - Visit the famous Sepilok Orang-utan Sanctuary and capture their excellent rehabilitation work
- ★ **Kinabalu National Park** - Experience warm hospitality in a homestay at the foot of Mount Kinabalu
- ★ **Kinabatangan River** - Cruise through steamy waterways with the chance to photograph proboscis monkeys and hornbills
- ★ **Danum Valley** - Walk through lush primary rainforests in search of orang-utans, pygmy elephants and gibbons
- ★ **Renato Granieri** - Capture stunning images with the advice, assistance and support from an expert photographer.

ACCOMMODATION GRADE:

Standard

Our standard, mid-range accommodation offers a good level of service, often with other amenities such as a restaurant, bar, garden or swimming pool. Generally rooms will be comfortable with en suite facilities.

TRIP PACE:**Moderate**

Moderate pace tours are ideal if you want a holiday which combines exciting activities and experiences with plenty of time to relax and unwind. Typically you'll be active and busy for part of the day but then also have time to rest and recharge your batteries.

GROUP SIZE:**10 - 16**

Maximum group size ranges from between 6 to 20 people, depending on the type of trip, the transport and accommodation used and activities included. We rarely have groups that are smaller than five or six people and the average is 12 people plus an Explore leader.

Itinerary

Itineraries on some departure dates may differ, please select the itinerary that you wish to explore.

DAY 1 - Join trip in Kota Kinabalu, the capital of the Sabah region of Borneo

Our trip starts in Kota Kinabalu, the capital of the Sabah region of Malaysia and Borneo's biggest city. KK (as it is affectionately known by the locals) is a cultural melting pot, with its inhabitants a mix of Chinese, Indonesian, Filipino, Indian and of course Malay. This blend of influences makes the city a foodie's dream, with fusion restaurants popping up all over town and street-food stalls serving up classics like nasi goreng (fried rice with spices) and satay alongside curries and kimchi. Tonight has been left free to explore the city's vibrant foodie scene. It's well worth bringing your camera along, as the bright colours, steaming hot dishes and bustling activity is likely to provide some fantastic photographic opportunities.



Accommodation: Jesselton Hotel (or similar)



Standard Hotel



Single room available



Meals Provided: None

DAY 2 - Explore the city's Great Mosque and markets. Optional afternoon visit to Mari Mari village

We set off this morning to explore the sights of Kota Kinabalu. Having been bombed extensively during World War II, the city's architecture is awash with modernity, occasionally interspersed with the remaining historical buildings, mosques and ramshackle markets. We first visit Tun Mustapha tower, and with being the tallest building in the city this skyscraper encapsulates the city's new and modern feel. Continuing on we get a feel for the cultural diversity of the city when visiting the beautiful Chinese temple of Puh Toh Tze followed by the impressive State Mosque. This much-photographed mosque features intricate examples of Islamic architecture with its gold motifs decorating its grand dome. We end the morning at Signal Hill, where the observation platform offers opportunities for landscape photography of the city skyline.

Before we return to the hotel, we will spend some time walking through Kota Kinabalu's eclectic markets. These environments provide a fascinating platform to capture some candid images of daily life in the city, and a great chance to engage and interact with the locals.

This afternoon has been left free to relax, to edit our images, or to further explore the city, perhaps visiting the handicraft market. Alternatively there is an optional trip to the nearby Mari Mari village, a traditional settlement that celebrates and preserves the indigenous tribes of Borneo.



Accommodation: Jesselton Hotel (or similar)



Standard Hotel



Single room available



Meals Provided: Breakfast & Lunch

DAY 3 - Drive into Kinabalu National Park for a homestay in the shadow of Mount Kinabalu

After a leisurely breakfast we leave the city limits and soon head into the Crocker Mountain Range, home to the highest mountain in South East Asia - Mount Kinabalu (4095m). It's a scenic drive with opportunities to stop for photos along the way. We stop off at Desa Cattle Dairy Farm, located at the very foot of Mount Kinabalu. Covering some 199 hectares, the farm produces around 900,000 litres of milk each year from its Friesian cattle, quite an unexpected sight just 5 degrees from the equator! We take a short tour of the farm before getting to try some of the produce - the frozen yoghurt being a favourite for most.

After lunch we continue our drive onto Himbaan village, our rest stop for the night. The farm-stay here is set against the most dramatic of backdrops, where the summit of Mount Kinabalu is visible from its grounds. Here we spend time with the ethnic Dusan people, learning of their daily lives and trying our hand at picking pineapples at a local farm. As the sun begins to set, the light cast off of Mount Kinabalu above offers us the perfect opportunity to snap some 'golden hour' photos of South East Asia's highest peak. In the evening we enjoy a traditional dinner shared with our hosts, concluded with an evening of ethnic music played on their bamboo instruments.

Our accommodation here will be simple twin-share rooms with a shared western bathroom. Accommodation is no-frills, but clean and comfortable and offers a unique insight into the ways of life of the Dusan people.



Accommodation: Kiau Taburi Homestay (or similar)



Simple Homestay



Single room available



Meals Provided: Breakfast, Lunch & Dinner

DAY 4 - Experience a fish spa and visit Poring Hot Springs. Drive onto Sepilok

This morning we visit nearby Sungai Moroli Fish Spa. This community-run project is led by the enterprising villagers of the Luanti village. Legislation was passed to ban any fishing activities in the nearby Moroli River to preserve the environment and ecosystem of

the area. The villagers were reliant on fishing as a livelihood, so had to look elsewhere for a source of income. The idea of the fish spa was born and now guests are welcomed to receive a unique spa experience including a dip in the river whilst the fish gently provide their natural treatment.

Feeling refreshed we continue our journey east, and sticking with the spa theme we next visit Poring Hot Springs, an incredible collection of natural geothermal pools dotted throughout the forest. Here we can take a dip in the natural mineral-rich waters and spot monkeys and birds on the canopy walk that traverses the springs. It is here we get our first chance to practice some wildlife photography, the monkeys swinging swiftly between the trees providing quite the challenge to shoot! From here we drive onto Sepilok, aiming to arrive in the late afternoon, where the remainder of the day is free to relax, or to review our images.

In the free time our expert photographer will be on hand to assist with any questions you might have or to offer you advice and support for getting the best out of your photos in editing and post-production.



Accommodation: Sepilok Jungle Resort (or similar)



Simple Lodge



Swimming pool available



Single room available



Meals Provided: Breakfast, Lunch & Dinner

DAY 5 - Witness a feeding at Sepilok Orang-utan Sanctuary, then continue onto Sukau for a jungle night walk

This morning we set off on foot to the Sepilok Orang-utan Sanctuary. A highlight for many of Borneo's visitors, Sepilok is home to the largest of the three orang-utan rehabilitation centres in the world. Covering over 4,000 hectares of forest, the centre was established in 1964 to rehabilitate captured, injured or abandoned apes. So far about 100 'wild men of the forest' have been brought to the centre, and there has been a remarkable success rate with up to 75% having returned to the jungle. The animals are taught how to make nests and how to survive in their natural habitat. We plan to visit the centre in time for feeding when, along with the resident apes, females who normally live in the jungle, come to supplement their diet after the birth of their young. We will spend plenty of time here, allowing for ample opportunities to snap these fascinating creatures feeding their young and interacting with the handlers. We will work our way around the platform to provide several different angles and then walk along jungle walkway, which allows us to try out several different focal lengths as the orang-utans climb and traverse the ropes up and over our heads.

After lunch we will drive to Sukau, located along Sabah's longest river, the Kinabatangan. After some rest time we will set off for our first river cruise, hoping to spot some of the endemic wildlife dotted among Sukau's myriad waterways.

For those feeling energetic, tonight we have the opportunity for a night walk in the jungle for a chance to spot nocturnal animals like the civet cat, tarsier, slow loris as well as owls, frogs and a variety of insects. Be sure to bring your tripod, as this will provide our first opportunity for some tricky night-time photography.



Accommodation: Sukau Greenview Lodge (or similar)



Standard Hotel



Single room available



Meals Provided: Breakfast, Lunch & Dinner

DAY 6 - Cruise along the Kinabatangan River searching for wildlife on its banks

Waking to the distant calls of gibbons and hornbills, we rise for breakfast before joining a morning river cruise to Kelenanap Oxbow Lake. The Kinabatangan River area plays host to an incredible array of wildlife - a total of 10 primate species including proboscis monkeys, langur monkeys, wild orang-utans, gibbons and macaques are all common sightings here. The area is also known for pygmy elephants, Malay sun bears, clouded leopards, crocodiles and the Sumatran rhino. Birdlife is just as prolific, with all eight species of hornbill present, not to mention kingfishers, ospreys, storks and eagles. If you have one with you, be sure to spend today armed with your telephoto lens, as we will be shooting from the boat onto the riverbank and will sometimes be 20 to 30 metres away from the wildlife.

We embark on another river cruise just before sunset, where the golden hour provides the perfect light for softly illuminating the river birds, primates and mammals found here.

After dinner this evening there will be the chance to go back out for a night cruise - an excellent opportunity to see the water lit up by fluorescent light, hoping to see the shine of a pair of eyes staring back at us. This again provides us with another opportunity to try out some night photography, made a little more challenging tonight as we will be shooting from a moving boat.



Accommodation: Sukau Greenview Lodge (or similar)



Standard Hotel



Single room available



Meals Provided: Breakfast, Lunch & Dinner

DAY 7 - Drive into the primary rainforests of Danum Valley via the Gomantong Caves

We head deeper into the rainforest today on our drive to the primary rainforests of the Danum Valley. We stop en route at Gomantong Caves, a large limestone cave complex with a huge inner chamber home to a number of bats and large a population of swifts. Twice a year under licence their nests are harvested for the much-revered Bird Nest's soup.

After visiting the caves we continue on our drive, and on the route this morning we see many reminders of man's interference with nature. Much of the route to the conservation area has been de-forested and replaced with vast swathes of palm oil plantations. Malaysian Borneo and Indonesia account for over 90% of the world's production of palm oil, and the drive today gives first-hand experience of the problem it causes by displacing endemic and endangered wildlife and flora. The guide will add some extra insight into the palm-oil industry, a complex issue that isn't pleasant to witness, but is very much a reality in modern-day Borneo. Fortunately the Danum Valley has long been kept as a conservation area, meaning the rainforest here has remained entirely intact.

The Danum Valley covers an area of 438 square kilometres of protected lowland primary rainforest. The majority of the conservation area comprises of Dipterocarp forest, with the canopy reaching heights of an astonishing 70 metres in places. A unique feature of the Danum Valley area is that historically there have been no human settlements here, allowing the flora and fauna to develop without impact from man.

Our accommodation for the next two nights is the Danum Valley Field Centre, a working scientific research station offering basic

but functional accommodation in the heart of the conservation area. Rooms are twin-share with en-suite facilities and fans for keeping cool. After checking in, we have a bit of time to relax before we set out on our first nature walk.



Accommodation: Danum Valley Field Centre (or similar)



Simple Hotel



Single room available



Meals Provided: Breakfast, Lunch & Dinner

DAY 8 - Climb up to the observation deck for sunrise over the jungle canopy. Morning and afternoon nature walks to search for flora and fauna

Rising early this morning, we climb up to the observation deck to see the forest come alive at sunrise. With 360 degree views of the canopy below, we expect to be able to photograph the morning mist rolling over the top of the trees whilst the chorus of waking birds echo through the forest. We'll spend plenty of time up here making use of the the so-called 'golden hour' just after sunrise to try and capture pictures of the jungle coming alive in the morning glow.

After breakfast we set off for a morning walk from our accommodation, hoping to snap some of the incredible wildlife found in the Danum Valley. Rare sightings of the clouded leopard and Sumatran rhino have been reported, along with the more common sightings of orang-utans, gibbons, sun bears, and pygmy elephants. The walks here are of an easy nature, estimated to take around 3 - 4 hours at a gentle pace with plenty of stops for water breaks and wildlife watching. The distances vary depending on the location of the wildlife.

After a long lunch break back at the centre there is the chance for another late-afternoon walk, where we attempt to photograph more animals and birds, as well as learn about the flora in the area such as the pitcher plant and giant rafflesia flowers. In total more than 120 mammals (10 of which are primate) and over 300 species of birds can be found here.



Accommodation: Danum Valley Field Centre (or similar)



Simple Hotel



Single room available



Meals Provided: Breakfast, Lunch & Dinner


DAY 9 - Morning nature walk in the Danum Valley. Afternoon flight to Kota Kinabalu

There is a final chance for another nature walk this morning before we leave our accommodation behind at lunch time and drive to Lahad Datu, the region's nearest city and provincial airport. We fly back to Kota Kinabalu, where the remainder of the day is free, perhaps to pick up souvenirs at the city's night market, snap some street photography or to get your last fix of the flavoursome Malaysian cuisine.



Accommodation: Jesselton Hotel (or similar)

 Standard Hotel

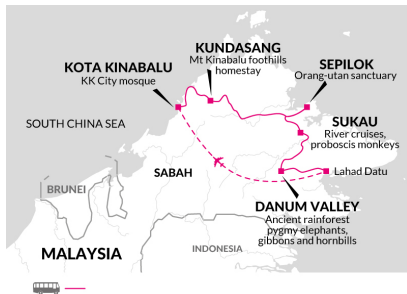
 Single room available

 Meals Provided: Breakfast & Lunch

DAY 10 - Trip ends in Kota Kinabalu

The trip ends in Kota Kinabalu this morning after breakfast.

 Meals Provided: Breakfast



Why book this trip

Organised to maximise photo opportunities our expert photographer Renato will be on hand to pass on tips and advice on how to take great pictures. The trip is aimed at the keen amateur photographer who wishes to spend more time at a location than on normal trips. This trip will be of particular interest to wildlife enthusiasts as we visit three prime areas for wildlife viewing, spending plenty of time in and amongst the jungle waiting for those perfect photo opportunities.

What's included?



Included meals

Breakfast: 9
Lunch: 8
Dinner: 6



Transport

Boat
Flight
Minibus



Trip staff

Explore Tour Leader
Driver(s)
Local Guide(s)
Ranger(s)



Accommodation

1 nights simple homestay
5 nights standard hotel
2 nights simple hotel
1 nights simple lodge

Trip information

Country information

Borneo

Climate

Temperatures are high all year round, between 23°C at night to 32°C during the day. Borneo is tropical and only lies a few degrees north of the equator. Rainfall can be expected at any time of year though will be greater between November and January. Seasonal weather patterns can be unpredictable. For up-to-date information on the weather worldwide please visit www.bbc.co.uk/weather.

Time difference to GMT

+8

Plugs

3 Pin Flat

Religion

Islam, Christian

Language

Malaysian

Malaysia

Climate

Temperatures are uniform throughout the year, with conditions on the coast more humid. Day-time temperatures reach around 31°C and then drop at night to about 23°C. There is no clearly defined wet and dry seasons, though the southwest monsoon (September to November) and the northeast monsoon (November to February) bring rather more rain. On the west coast rain tends to fall mainly in short lived thunderstorms, and the sky clears quite quickly.

Time difference to GMT

+8

Plugs

3 Pin Flat

Religion

Islam

Language

Malaysian

Budgeting and packing

Optional activities

The following excursions and/or activities are usually available and may be arranged locally. Estimated costs are provided below for guidance only, are on a per person basis unless shown otherwise, and may depend on the number of participants. Prices quoted are correct as of the date these tour notes were originally issued but may change at any time due to currency fluctuations. Please note: These activities are booked and paid for direct with the supplier and do not form part of your Explore holiday contract.

Mari Mari cultural village visit - US\$ 42

Clothing

Pack essentially for hot conditions as there is year-round humidity in the lowlands. Lightweight rainwear/umbrella is essential all year. Plastic ponchos can be purchased locally. Long sleeves, long trousers and sturdy walking shoes are highly recommended for the jungle walks.

Footwear

Light-weight walking boots or walking shoes are the best for time in the jungle though expect them to get wet and muddy as we may have to cross some streams. Also bring trainers or canvas shoes for wearing when travelling. Sandals are useful when relaxing.

Luggage

20kg

Luggage: On tour

One main piece of baggage and a day pack. Remember you may be expected to carry your own luggage so don't overload yourself. Hard suitcases are not suitable for this trip.

Equipment

Camera - A DSLR or mirrorless camera is recommended to make the most of the photography opportunities on this trip. Alternatively any camera that allows you some manual control (aperture priority, shutter priority etc) will be of benefit on this trip.

Lenses - No specific focal lengths are required for this trip, so please bring along what you have and our expert photographer will help you get the best out of it. However, if you do own a number of lenses, a telephoto lens will be particularly useful for this trip when shooting wildlife. A wide-angle lens will also be advantageous for landscapes, and some street scenes. A portrait lens (50mm-85mm) will come in useful when shooting the Masai.

Tripod - This will come in handy for some locations, slow shutter speed shots and low-light situations. A lightweight travel tripod is recommended.

Memory cards - It is a good idea to bring spare memory cards and consider bringing something to download your images on to in case you run out of memory space. While cards can be bought on the trip, they may not be available at all locations and the quality cannot be guaranteed.

Charger / spare battery - You will need to bring your charger and a spare battery may also come in handy.

As well as the above, we recommend to bring a torch (preferably a head torch), a water bottle, insect repellent (we recommend at least 50% DEET), sunscreen and a towel. Binoculars are useful for wildlife viewing, especially from the boat in Sukau.

Tipping

Explore leader

At your discretion you might also consider tipping your Tour Leader in appreciation of the efficiency and service you receive.

Local crew

Although entirely voluntary, tipping is a recognized part of life in this region of the world. Some local staff will look to members of the group for personal recognition of particular services provided. In order to make things easier for you, the Tour Leaders may organise a group's tips kitty and if this is the case, they will account for it throughout the tour. Accordingly you should allow £20 for tipping.

Country Information

Borneo

Food and drink

The costs for meals may vary depending upon location, type of restaurant and number of courses eaten and so the prices given are an average guide. Local restaurants located off the beaten track may be less expensive, whereas an upmarket restaurant located in the centre of a major city may charge more.

Lunch price

£3.5

Dinner price

£6

Beer price

£3

Water price

£0.25

Foreign Exchange

Local currency

Malaysian Ringgit.

Recommended Currency For Exchange

It's easy to change British pounds and USD into Ringgit once in Borneo

Where To Exchange

Most major towns - your Tour Leader will advise you on arrival.

ATM Availability

In all major towns.

Credit Card Acceptance

In major restaurants and department stores.

Travellers Cheques

Can be exchanged at international banks in Miri and Kota Kinabalu.

Malaysia

Food and drink

The costs for meals may vary depending upon location, type of restaurant and number of courses eaten and so the prices given are an average guide. Local restaurants located off the beaten track may be less expensive, whereas an upmarket restaurant located in the centre of a major city may charge more.

Lunch price

£4

Dinner price

£8

Beer price

£2

Water price

£0.8

Foreign Exchange

Local currency

Malaysian Ringgit.

Recommended Currency For Exchange

GBP or USD.

Where To Exchange

Most major towns - your Tour Leader will advise on arrival.

ATM Availability

Major towns and cities.

Credit Card Acceptance

In major restaurants.

Travellers Cheques

Major towns and cities.

Transport, Accommodation & Meals

Transport Information

Boat, Flight, Minibus

Accommodation notes

Booking a Single Room

All of our group tours are planned and operated on a twin-share basis, meaning that the standard cost is based either on individual travellers sharing accommodation with another group member of the same sex, or people who book together sharing accommodation. Please refer to the tour notes where the single room option availability is detailed on a night by night basis for this tour, and the price for the available nights is detailed on the dates & prices tab by departure date. For Self-Guided trips the Single

Room supplement offers the option of a single room each and is charged per person. The Single Room supplement also applies to the third person in a party of three that will be accommodated in a single room.

The trip features a varied mix of accommodation with comfortable, central hotels in the cities and towns, but homestays and jungle lodges offering a more basic experience with variable hotel water and no air-conditioning. The homestay in Kinabalu National Park has twin-share rooms with shared western toilets and offers glorious views of Mount Kinabalu. Accommodation in Sepilok and Sukau comprises of twin-bedded jungle lodges with en-suite facilities and air-conditioning, whilst the Research Centre in Danum Valley offers twin-share, en-suite rooms but with no air-conditioning.

Essential Information

FCO Advice

We strongly recommend that you check your government's travel advisory for up-to-date information and advice about your destination: safety and security, entry requirements, health, local laws and customs. For UK Foreign and Commonwealth Office advice [click here](#).

For more information from Explore about travel advice, [click here](#)

Under 18 immigration guidance

Please note that some countries require proof of parental consent when travelling overseas with under 18s. Please check requirements with the relevant embassy or consular office well in advance of travel if this applies to your party.

Price Guarantee

Once your booking has been confirmed we guarantee the price will not increase, whatever the circumstances. Before booking please ensure you have read our important tour pricing information. [Booking Conditions](#)

Visa and Passport Information

Malaysia: Visas are not required by UK, Australian, New Zealand, US and Canadian citizens. All passports must have at least 6 months validity after departure from Malaysia.

Other nationalities should consult their local embassy or consular office.

If you do require assistance in obtaining a visa then you may consider applying through Explore's recommended visa service in the UK, Travcour. See www.travcour.com to download the relevant visa application for your trip, if applicable (UK citizens only), along with details of how to apply for your visa through Travcour. The Team at Travcour will be happy to answer specific questions relating to visa applications, please call them directly on 0208 5431846.

It is your responsibility to ensure that you are in possession of a full passport, with the correct validity for your chosen destination.

Booking conditions

Before booking your Explore trip, please ensure that you read both our Essential Information and Booking Conditions.

Transfers

[Find out more about Trip Transfer Terms and Conditions before you book.](#)

Booking a land only package with Explore

Customers who have chosen to book on the 'Land Only' arrangements of our tour, please ensure that you have checked your tour specific 'Joining Instructions' prior to booking your own travel arrangements. Your joining instructions can be found below in the dates and prices information.

You may also be eligible for the Free Explore Transfer.

Joining Tour Abroad

Customers booked on the 'Land Only' arrangements will now receive a Free Transfer, provided you arrive and depart on the tour only itinerary start and end dates. The transfers will be from the Explore designated airport or train station to the joining point of your tour, and then back from the ending point to the designated airport or train station. The exception to this rule is customers who are booked on a tour where the joining and ending point is at the designated airport or train station.

Free transfers are not available for Self-Guided, Polar, Tailormade or Tours for Churches customers.

If you are not eligible for the Free Transfer then you will need to make your own way through to the joining and ending point. On a majority of our tours Explore will be able to provide a private transfer at an additional cost. Please ask for a quote at the time of

booking.

For more information regarding the Explore Free Transfer click [here](#)

Insurance

It is a condition of booking with Explore that you have adequate valid travel insurance. It is your responsibility to arrange appropriate travel insurance and ensure you have read and understood the full terms and conditions of your travel insurance policy to ensure that you are covered for all activities you intend to undertake whilst on the tour, including all optional activities. Your Insurance Policy must fully cover you for medical expenses and emergency repatriation to your home country. Please ensure your policy includes medical emergency helicopter evacuation in the event of illness or injury and covers the entire duration of your holiday. If you are trekking at altitude please ensure that there is no upper altitude limit which may limit or exclude cover for your trip. The cost of many of our Polar Voyages will exceed the capped amount covered by standard insurance premiums and you will be required to pay an additional premium to cover the full value of your trip. Please ensure that you are covered for the full amount of your holiday cost, as insufficient cover could invalidate a claim under the policy. Medical and repatriation insurance cover is not mandatory for UK residents who are travelling on trips within the United Kingdom. Read more information about what travel insurance is required.

Flight information

Explore offers a wide range of flexible flying options to make joining and leaving our trips easy. [Read more about them here.](#)

Flight Information

You are able to book this tour on a 'land only' basis or as a 'flight inclusive' package. Your flight inclusive package will be fully protected by the Civil Aviation Authority (CAA) ATOL protection scheme.

Booking a flight inclusive package with Explore

We have a good selection of flights not only from London but from many regional airports around the UK allowing us to compare fares between scheduled carriers as well as low cost and charter airlines. Our dedicated flights team will match the best flight options to your arrival and departure airport.

On our website we display a UK flight inclusive package guide price which is generally based on a London departure. To avoid paying supplements or to secure your preferred flight option, we recommend booking as early as possible, especially for peak travel dates.

Borneo

Vaccinations

Nothing compulsory, but we recommend protection against malaria, typhoid, tetanus, diphtheria, infectious hepatitis and polio. Consult your travel clinic for latest advice on different prophylaxis available against malaria. Please check the latest requirements with your travel clinic or doctor prior to departure. The above is not an exhaustive list. Further information regarding vaccinations and travel health advice can be found by following the NHS and NaTHNaC links at [Explore Travel Health](#) and from your local healthcare provider. Visa and vaccination requirements are subject to change and should be confirmed by you before travelling.

Malaysia

Vaccinations

Nothing compulsory, but we recommend protection against malaria, tetanus, infectious hepatitis, typhoid, diphtheria and polio. Consult your travel clinic for latest advice on different prophylaxis available against Malaria. Please check the latest requirements with your travel clinic or doctor prior to departure. The above is not an exhaustive list. Further information regarding vaccinations and travel health advice can be found by following the NHS and NaTHNaC links at [Explore Travel Health](#) and from your local healthcare provider. Visa and vaccination requirements are subject to change and should be confirmed by you before travelling.
