

Ranthambore Wildlife Extension

INDIA - TRIP CODE RTE

WILDLIFE

Why book this trip?

Why not extend your trip with a three-night wildlife extension searching for the majestic Bengal tiger in Ranthambore National Park? One of India's leading parks for spotting tigers, Ranthambore is also home to leopard, wild dogs, deer and a huge amount of bird life. Within easy reach of Delhi, the park offers a delightful addition to any India trip.

- **Extend your trip** - Add something extra to your Indian adventure by visiting one of the country's best national parks for spotting tigers
- **Jeep safaris** - Explore the park with three included wildlife drives in search of the Bengal tiger and other wildlife including sloth bear, wild boar, striped hyena and marsh crocodile
- **Indian Railways** - Travel to and from Ranthambore by train, rubbing shoulders with the locals as you

watch the scenery go by

INCLUDED MEALS	TRIP STAFF	TRANSPORT	ACCOMMODATION	TRIP PACE:
Breakfast: 3 Lunch: 2 Dinner: 2	Driver(s) Safari Guide(s)	4WD Car Train	2 nights comfortable hotel 1 nights premium hotel	Moderate

Itinerary

Itineraries on some departure dates may differ, please select the itinerary that you wish to explore.

DAY 1 - Take the train from Delhi to Ranthambore National Park

In the late morning you'll be met by our representative and transferred to the railway station for your journey to Sawai Madhopur, the closest train station to the national park. Travelling on an Indian train is a great experience and provides an opportunity to sample a real slice of India as you join local people on board. Founded in the mid-nineteenth century, the railway system in India is a lifeline for the country's vast population with up to 20 million people travelling by train every day. You will travel in comfortable second-class air-conditioned carriage and the journey takes approximately five hours.

On arrival in Sawai Madhopur, you will be met for a short drive to your hotel. Set in large gardens that border the park, the hotel is only 15 minutes' drive from the entrance. There is a swimming pool and Ayurvedic Spa to enjoy while not on safari, and all your meals are included and taken in the 'Indian Spice' restaurant which serves a variety of cuisines including North Indian, Chinese and Continental. Many of the ingredients used are picked fresh from the hotel's own kitchen garden.



ACCOMMODATION:
Ranthambore National Resort (or similar)

Grade: Comfortable Hotel





SINGLE ROOM AVAILABLE



SWIMMING POOL AVAILABLE



MEALS PROVIDED: DINNER

DAY 2 - Morning and afternoon jeep safaris in Ranthambore National Park

Once the hunting reserve of the Maharaja of Jaipur, Ranthambore has a landscape of rivers, lakes and forests that nestle among steep cliffs and rocky outcrops. It was declared a wildlife sanctuary in the 1950's, although it was still used as a hunting reserve until the early 1970's when it became part of the Project Tiger, a large conservation project across the whole of India which has seen the tiger population steadily rise in Ranthambore and other tiger reserves.

This morning you will embark on your first safari. An early start provides you with the best chance of spotting tigers as they are more active in the cool climes of the morning, before the heat of the day forces them to take shelter. You may see them roaming among the woodlands and cooling off in the lakes and possibly even on the hunt.

Aside from the tigers, Ranthambore is home to sloth bear, langur, striped hyena, marsh crocodile, python and Ganga soft-shelled turtle. It is also a haven for birdlife, and sightings of eagles, wagtails and white-breasted kingfisher are common.

After your morning safari, you will return to your hotel for lunch and to spend a few hours relaxing before venturing out again in the afternoon for another opportunity to spot the wildlife.

Each safari lasts around three hours and will be in a shared jeep with up to six people. Although the extension is not accompanied by a tour leader, every jeep has an expert park ranger who will help you to identify the animals that you spot. Ranthambore operates a zonal system to ensure that routes do not get overcrowded with a limited number of vehicles allowed in each section of the park.



ACCOMMODATION:

Ranthambore National Resort (or similar)

Grade: Comfortable Hotel



SINGLE ROOM AVAILABLE



SWIMMING POOL AVAILABLE



MEALS PROVIDED: BREAKFAST, LUNCH & DINNER

DAY 3 - Morning jeep safari and train to Delhi

This morning you will head out in to the park early for one last chance at sighting the tigers and the other wildlife of the park.

In the late morning you will take a packed lunch from the hotel and travel back to Delhi on the Golden Temple Mail train, arriving back in the capital in the evening where you will be met and transferred to the hotel for your overnight in Delhi.



ACCOMMODATION:
Hotel Jivitesh (or similar)

Grade: Premium Hotel



SINGLE ROOM AVAILABLE



MEALS PROVIDED: BREAKFAST & LUNCH

DAY 4 - Trip ends in Delhi

The trip ends after breakfast at our hotel in Delhi.

There are no activities planned today, so you are free to depart from Delhi at any time. If your flight is departing later in the day luggage storage facilities are available at our hotel. If you would like to receive a complimentary airport transfer today, you need to depart from New Delhi's Indira Gandhi International airport (airport code DEL), which is around 45 minutes from the hotel.



MEALS PROVIDED: BREAKFAST

Trip information

Climate and country information

India

Climate

There is considerable variation between the different regions of India but, in general, the climate is tropical. Summer temperatures on the plains are very hot, but cooled by the South-West Monsoon, which lasts from June- September. During these months it can be very wet and therefore very humid. At altitude, temperatures can become quite cool at night even in the summer and may drop below freezing between December and February so warm clothing is necessary. In the winter, northern and mid India can be very cool, with cold evenings, so warm clothing, including plenty of layers, are essential. The south of India remains warm and sunny during the winter months.

Time difference to GMT	Plugs	Religion
+5	3 Pin Round	Catholicism, Hindu, Islam and Sikhism

Language

Hindi and English.

Budgeting and packing

Clothing

In general only lightweight clothing is needed during the day, but bring some warm clothes for winter mornings and evenings (November to end February). As it can get cold on the jeep safaris in the park a windproof jacket, warm layers, gloves and hat are recommended. Brightly coloured and white clothing is not suitable for game viewing. You may like to bring a swimming costume for the hotels with pools.

Footwear

Comfortable shoes for the safari are recommended.

Luggage

20kg

Equipment

A water bottle, good quality sunglasses, insect repellent and high factor sunscreen are all recommended. You may also find binoculars a bonus for the game viewing.

India

Food and drink

The costs for meals may vary depending upon location, type of restaurant and number of courses eaten and so the prices given are an average guide. Local restaurants located off the beaten track may be less expensive, whereas an upmarket restaurant located in the centre of a major city may charge more.

Lunch price	Dinner price	Beer price	Water price
£8	£10	£3	£0.5

Foreign Exchange

Local currency

Indian Rupee Recently new 500 and 2000 rupee notes have been bought in to circulation and as the old notes are no longer accepted there have been some cash flow issues. You don't need to worry about being given old notes as it's very easy to tell the difference, the new notes are pristine in comparison with most Indian money which is fairly tatty.

Recommended Currency For Exchange

GBP/US\$ are the best currency to change into local currency.

Where To Exchange

The Indian rupee is a restricted currency and it is best not to obtain in the UK as rates are very poor. You can either change money at the airport on arrival or in major towns during the tour. Your Tour Leader will advise you on the best places in each town. Both GBP and USD cash are easy to exchange at the airport and at hotels however you will be restricted to changing £60 cash at a time and it's not possible to change money at these locations using a credit or debit card.

ATM Availability

ATMs are available in most large cities in India but they are very limited elsewhere so please do not rely on this.

Credit Card Acceptance

Very rarely, only in the larger outlets.

Travellers Cheques

Opportunities to exchange are limited.

Transport, Accommodation & Meals

Transport Information

4WD, Car, Train

Accommodation notes

The price of the trip is based on a twin-room at the Ranthambore National Resort. For single travellers there is a mandatory solo supplement payable to secure your own room for private use. Please note that the accommodation is subject to availability at the time of booking.

Essential Information

Government Travel Safety Advice

We strongly recommend that you check your government's travel advisory for up-to-date information and advice about your destination: safety and security, entry requirements, health, local laws and customs. For UK citizens, check the latest Foreign, Commonwealth & Development Office advice.

Please refer to our COVID-19 entry requirements page for any country-specific conditions of entry. Whilst we strive to update this on a regular basis we recommend you also check the FCDO website for the latest advice on entry requirements in this fast-evolving situation. Information can change at any time.

Under 18 immigration guidance

Please note that some countries require proof of parental consent when travelling overseas with under 18s. Please check requirements with the relevant embassy or consular office well in advance of travel if this applies to your party.

Price Guarantee

Once your booking has been confirmed we guarantee the price will not increase, whatever the circumstances. Before booking please ensure you have read our important tour pricing information. [Booking Conditions](#)

Visa and Passport Information

India: Visas are required for citizens of the UK, Australia, New Zealand, US and Canada and can be obtained in the form of an e-visa. Other nationalities should consult their local embassy or consular office.

The e-visa can be applied for through the official Indian government visa website only - <https://indianvisaonline.gov.in/evisa/tvoa.html> . Please check all eligibility criteria that can be found on the website but important points are listed below -

You must be arriving into one of 28 selected entry points which can be found via the official Indian Government website link above. However, you can exit from any of the authorised immigration check posts in India.

Passports must have at least 6 months validity from the date of arrival in India and at least two blank pages for stamping. Visa applications will take approximately 4 days to process.

There are different validity visas and the costs are as follows:

30-day validity (travelling between April and June) - \$10

30-day validity (travelling between July and March) - \$25

1-year validity - \$40

5-year validity- \$80

Those applying for a 30 day electronic visa can only apply within 30 days of arrival for your visa to be valid. Furthermore double entry is permitted and you can only obtain two 30-day visas in a calendar year.

Please note these costs are subject to frequent change so you should check on the official Indian government visa website mentioned above. Biometric data will be collected on arrival in India.

If you are not eligible for the e-Tourist Visa, please refer to VFS Global to apply for your Indian visa - https://www.vfsglobal.com/india/uk/how_to_apply.html

Whilst the online form offers a relatively quick way to apply for a visa, some applicants have reported difficulty in completing the form. If you do require assistance, then you may consider applying through Explore's recommended visa service in the UK, Travcour. They can complete the online visa on your behalf for a fee of £30 + the visa cost. See www.travcour.com to download the relevant visa application for your trip, if applicable (UK citizens only), along with details of how to apply for your visa through Travcour. The Team at Travcour will be happy to answer specific questions relating to visa applications, please call them directly on 0208 5431846.

If you do require assistance in obtaining a visa then you may be able to apply through Explore's recommended visa service in the UK, Travcour. See www.travcour.com to download the relevant visa application for your trip, if applicable (UK citizens only), along with details of how to apply for your visa through Travcour. The Team at Travcour will be happy to answer specific questions relating to visa applications, please call them directly on 0208 5431846.

It is your responsibility to ensure that you are in possession of a full passport, with the correct validity for your chosen destination.

Booking conditions

Before booking your Explore trip, please ensure that you read both our Essential Information and Booking Conditions.

Transfers

Find out more about [Trip Transfer Terms and Conditions](#) before you book.

Booking a land only package with Explore

Customers who have chosen to book on the 'Land Only' arrangements of our tour, please ensure that you have checked your tour specific 'Joining Instructions' prior to booking your own travel arrangements. Your joining instructions can be found below in the dates and prices information.

You may also be eligible for the Free Explore Transfer.

Joining Tour Abroad

Customers booked on the 'Land Only' arrangements will receive a Free Transfer, provided you arrive and depart on the tour only itinerary start and end dates. The complimentary transfers will be arranged from the Explore designated airport or train station to your trips joining point, and then back from the ending point to the designated airport or train station. Generally the airport or station that Explore have selected will be the one that is closest to the town or city where the trip starts, or the one nearest to the joining point. It will be either an airport or train station but not both.

The exception to this rule is customers who are booked on a tour where the joining and ending point is at the designated airport or train station.

Free transfers are not available for Self-Guided, Polar, Tailormade or Tours for Churches customers. If you are not eligible for the Free Transfer then you will need to make your own way through to the

joining and ending point. On a majority of our tours Explore will be able to provide a private transfer at an additional cost. Please ask for a quote at the time of booking.

For more information regarding the Explore Free Transfer [click here](#)

Insurance

It is a condition of booking with Explore that you have adequate valid travel insurance. It is your responsibility to arrange appropriate travel insurance and ensure you have read and understood the full terms and conditions of your travel insurance policy to ensure that you are covered for all activities you intend to undertake whilst on the tour, including all optional activities. Your Insurance Policy must fully cover you for medical expenses and emergency repatriation to your home country. Please ensure your policy includes medical emergency helicopter evacuation in the event of illness or injury and covers the entire duration of your holiday. If you are trekking at altitude please ensure that there is no upper altitude limit which may limit or exclude cover for your trip. The cost of many of our Polar Voyages will exceed the capped amount covered by standard insurance premiums and you will be required to pay an additional premium to cover the full value of your trip. Please ensure that you are covered for the full amount of your holiday cost, as insufficient cover could invalidate a claim under the policy. Medical and repatriation insurance cover is not mandatory for UK residents who are travelling on trips within the United Kingdom.

Read more information about what travel insurance is required.

Flight information

Explore offers a wide range of flexible flying options to make joining and leaving our trips easy. Read more about them [here](#).

Flight Information

You are able to book this tour on a 'land only' basis or as a 'flight inclusive' package. Your flight inclusive package will be fully protected by the Civil Aviation Authority (CAA) ATOL protection scheme.

Booking a flight inclusive package with Explore

We have a good selection of flights not only from London but from many regional airports around the UK allowing us to compare fares between scheduled carriers as well as low cost and charter airlines. Our dedicated flights team will match the best flight options to your arrival and departure airport.

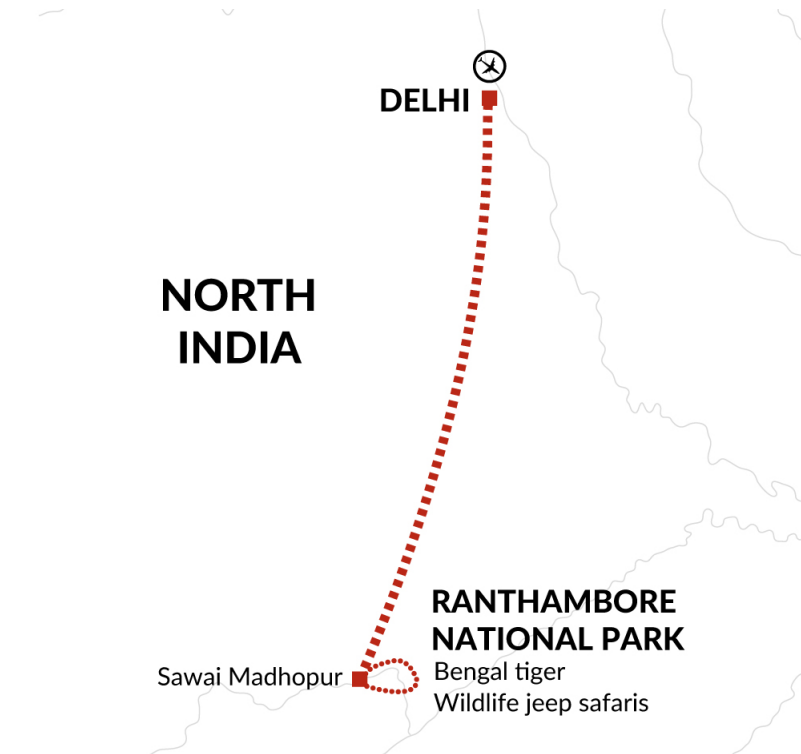
On our website we display a UK flight inclusive package guide price which is generally based on a London departure. To avoid paying supplements or to secure your preferred flight option, we recommend booking as early as possible, especially for peak travel dates.

India

Vaccinations



Nothing compulsory, but we recommend protection against Tetanus, Infectious Hepatitis, Typhoid and Polio. Please consult your travel clinic for the latest advice on Malaria, Dengue and Zika Virus. Please check the latest requirements with your travel clinic or doctor prior to departure. The above is not an exhaustive list. Further information regarding vaccinations and travel health advice can be found by following the NHS and NaTHNaC links at [Explore Travel Health](#) and from your local healthcare provider. Visa and vaccination requirements are subject to change and should be confirmed by you before travelling.

Additional Information



Ranthambore extension

Reviews

<p>AWARD WINNING EXPLORE LEADERS</p>	 <p>PRICE GUARANTEE PROMISE</p>	 <p>AIRPORT TRANSFERS</p>
--	--	--