

EXPLORE!



Self-Guided La Palma

8 days

Canary Islands, Spain - Trip code WSLP

Self-Guided La Palma

La Palma has a diverse landscape of volcanoes, pine forests and vineyards. Unspoilt by mass tourism, the island's ancient footpaths, the 'Caminos Reales' are a walker's delight. Hike through quiet rural landscapes, deep ravines and along countless flower-lined paths. Walking in the cloud forests of Los Tilos and across the lunar landscape of Cumbre Vieja brings you to the Caldera de Taburiente, a beautiful National Park. Ascend Bejenado Peak (1854m) for impressive views into the crater, the neighbouring island of El Hierro and even the volcanic cone of Mt Teide on Tenerife. Bathe in natural crystal-clear pools, the perfect end to this varied walking trip on 'La Isla Bonita'.

Trip highlights

- ★ **Trekkers' paradise** - well-marked trails through tranquil and varied landscapes.
- ★ **Caldera de Taburiente** - explore the dramatic landscapes of this National Park in an immense crater
- ★ **Warm spring and autumn seasons** - perfect for winter walking
- ★ **Laurisilva cloudforest** - walk in the humid laurel forest unique to this region
- ★ **Traditional Canarian cuisine** - Fresh seafood and Canarian potatoes (boiled in sea water)

ACCOMMODATION GRADE:

Standard

Our standard, mid-range accommodation offers a good level of service, often with other amenities such as a restaurant, bar, garden or swimming pool. Generally rooms will be comfortable with en suite facilities.

WALKING GRADE:

Moderate To Challenging

Combining moderate grade walks with some more strenuous hikes. This grade is ideal if you are fit and want to challenge yourself with a few longer, more demanding trekking days, possibly on difficult terrain or at higher altitudes.

Itinerary

Itineraries on some departure dates may differ, please select the itinerary that you wish to explore.

DAY 1 - Trip starts La Palma Airport; taxi to Santa Cruz de la Palma

On arrival at the airport an included taxi transfer takes you to the colonial town of Santa Cruz de la Palma. If you arrive early, you'll have plenty of time to admire the beautiful architecture and Canarian pine balconies of the island's capital. Walk along the cobbled Calle Real and colourful narrow side streets, with every house painted a different shade.



Accommodation: Apartment La Fuente (or similar)



Standard Hotel



Single room available



Meals Provided: None

DAY 2 - Taxi to Los Franceses then walk along the "Royal Paths" to Barlovento

Today starts with an included taxi transfer to one of the hidden corners of the island: Los Franceses. Walk along a breathtaking route with impressive views along the Camino Real or 'royal roads', a network of trails used by the inhabitants of the island until the middle of the last century to pass through difficult areas to transit, usually with animals laden in supplies. Today you walk along the coast and from ravine to ravine. This is a very green part of the island with much vegetation. Going past the hamlet of La Tosca with its magnificent dragon trees, the route ends at the hotel in Barlovento, your base for the next two nights.

Today's 12km walk is expected to take about 4 to 4.5 hours and you will ascend 750m and descend 550m.



Accommodation: Hotel La Palma Romantica (or similar)



Standard Hotel



Single room available



Meals Provided: None

DAY 3 - Walking in the cloud forest of Los Tilos Nature Reserve

This morning's included taxi transfer takes you to the north of the island and the cloud forest of Los Tilos. Here you walk in the UNESCO nature reserve. This sub-tropical rain forest contains hundreds of plant species some of which are not found anywhere else in the world. Walk through the beautiful laurel forest where the clouds hang from the tips of branches and giant ferns. Follow narrow tunnels to the springs of Marcos and Cordero. This wild biosphere reserve covers 5% of the island. Today's walk ends in Los Sauces from where you will be driven back to the hotel. There is the option to end the walk in Los Tilos, shortening today's route by 5km.

Today's 18km walk is expected to take about 7 hours and you will ascend 300m and descend 1300m.



Accommodation: Hotel La Palma Romantica (or similar)



Standard Hotel



Single room available



Meals Provided: Breakfast

DAY 4 - Walk along the Caldera de Taburiente; taxi to Los Llanos de Aridane

After an included taxi ride to the foot of Pico de La Nieve (2039m) today's walk begins. Hike along the edge of the deep Caldera de Taburiente, the largest erosion crater in the world. Following well-marked trails, a long descent begins through pine forests and the so-called Reventon trail until you reach the Virgen del Pino chapel. From here you will be driven to Los Llanos de Aridane where you spend the next two nights. This modern town is on the west side of the Island and surrounded by farmland. Nearby it has beautiful coves, beaches and a town centre worth exploring, particularly the church of Nuestra Senora de Los Remedios which contains a 16th century image of the Virgin Mary.

Today's 16km walk is expected to take about 6 hours and you will ascend 300m and descend 1250m.



Accommodation: Hotel Valle Aridane (or similar)



Standard Hotel



Single room available



Meals Provided: Breakfast

DAY 5 - Hike into the heart of La Caldera de Taburiente National Park


Starting with an included taxi ride to Los Brecitos, at the heart of the Caldera de Taburiente National Park, you begin your descent to the bed of the Taburiente River. Then you walk toward the Roque Idafe, a natural stone pillar and with a special meaning for the inhabitants of the island as it was once worshipped as the Tree of Life. Today you will also see a colourful waterfall, dyed by the sulphur generated by the Caldera. A taxi will be arranged to take you back to Los Llanos de Aridane at the end of the route.

Today's 16.5km walk is expected to take about 6 hours and you will ascend 250m and descend 900m.



Accommodation: Hotel Valle Aridane (or similar)

 Standard Hotel

 Single room available

 Meals Provided: Breakfast

DAY 6 - Taxi to El Pilar; walk the volcanic spine to Fuencaliente


Once again we start with an included taxi transfer to the foot of the Pico Birigoyo, the El Pilar recreational area. Here begins a walk through the pine forest then a dusty trail along the many volcanoes of Cumbre Vieja, with impressive views, weather permitting. The route ends in Fuencaliente (also known as Los Canarios) right off the beaten track with a landscape of volcanoes, vineyards and empty beaches; you will find very few tourists here.

Today's 17km walk is expected to take about 6 hours and you will ascend 550m and descend 1200m.



Accommodation: Pension Los Volcanes (or similar)

 Standard Hotel

 Single room available

 Meals Provided: Breakfast

DAY 7 - Walk to Faro de Fuencaliente - the southernmost point of La Palma


From the village of Fuencaliente you walk first to the volcano of San Antonio (there is an entrance fee of 3.50 euros to be paid locally). From the top you can see the youngest of the volcanoes on La Palma: Tenegula, 'born' in 1971. The route goes past the Tenegula volcano following one of the lava flows which brings you to the lighthouse, at the southernmost point of the island. Walking 1km further to the west, you arrive at the beach, where you can have a refreshing dip in the natural crystal-clear rock pools originated, a lovely way to relax and mark the end of your walking holiday. An included taxi transfer will take you back to Santa Cruz de La Palma.

Today's 9km walk is expected to take about 3 hours and you will ascend 300m and descend 1025m.



Accommodation: Apartment La Fuente (or similar)

 Standard Hotel

 Single room available

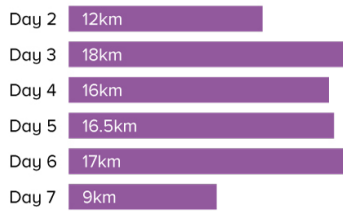
 Meals Provided: None

DAY 8 - Trip ends Santa Cruz de la Palma

After breakfast you will have an included taxi transfer to the airport.

Walking and Trekking information

DAILY DISTANCES



Optional Walks

Walking grade

Moderate to challenging

Trek details

On this journey you walk 88km over 6 days (an average of 14.5km a day). There are long walking routes of 4.5 to 7hrs, some with tough ascents or descents, with a maximum ascent of 750m on one day. We have graded this trip as moderate to challenging.

WSP Distance Chart



What's included?



Included meals

Breakfast: 4



Transport

On Foot
Taxi



Accommodation

7 nights standard hotel

Trip information

Country information

Canary Islands

Climate

The Canary Islands enjoy a relatively stable climate making them a good year round destination. The warmer temperatures in the winter months also make the islands a great winter walking holiday choice. The best months for walking are October to April, avoiding the heat of the summer, the evenings can still be chilly and rain is possible in January and February. The Canary Gulf Stream and trade winds provides each island with its own micro-climate, bringing different climatic conditions to each side of the islands.

Time difference to GMT

The Canary Islands are -1hrs from mainland Spain

Spain

Climate

Overall, spring, early summer and autumn are ideal times for a Spanish trip - though the weather varies enormously from region to region. The high central plains suffer from fierce extremes, stiflingly hot in summer, bitterly cold and swept by freezing winds in winter. The Atlantic coast, in contrast, has a tendency to damp and mist, and a relatively brief, humid summer. The Mediterranean south is warm virtually all year round. Spain's Islands the Canaries and Balaerics experience very mild winters and warm summers making them ideal year round destinations.

Time difference to GMT

+1

Plugs

2 Pin Round

Religion

Roman Catholic

Language

Castilian Spanish, Catalan, Galician, Basque

Clothing

Bring some lightweight clothing for pleasant, balmy days (including shorts for day walks), but remember that temperatures drop with altitude and that evenings may be cool so a warm sweater or fleece is essential. As mountain weather is changeable it is important to bring a waterproof and windproof outer garment.

Footwear

Walking or trail boots with good ankle support are essential, plus comfortable trainers/sandals for relaxing. Please note that you will be crossing streams and small rivers so your footwear may get wet.

Luggage

20kg

Luggage: On tour

Bring one main piece of baggage as per your airline luggage allowance, maximum 20 kg per person. Remember you may need to carry your luggage at times so don't overload yourself. Luggage transfers between hotels are normally arranged by the hoteliers. Mark your bags clearly and leave them at the place and time arranged with them.

Luggage transfer

Included between hotels.

Equipment

Bring a water bottle, torch, sunhat, sunscreen and sunglasses. A trekking pole is recommended for the steep descents and crossing streams/small rivers.

Maps - Along with the destination manual and route notes you will be sent a set of maps that have been created specifically for this trip to help you navigate. The route is marked on each map together with a series of numbered waypoints which correspond with instructions in the route notes. Should you wish to purchase a more detailed commercially produced map we recommend the following:-

Canary Islands ADAC. Scale: 1:150,000. Overview of the islands in fairly good detail. Smaller islands like La Gomera do not receive much attention, but still the best choice for a general map.

Tipping

Local fees

There are no local fees on this holiday.

Country Information

Canary Islands

Food and drink

The costs for meals may vary depending upon location, type of restaurant and number of courses eaten and so the prices given are an average guide. Local restaurants located off the beaten track may be less expensive, whereas an upmarket restaurant located in the centre of a major city may charge more.

Foreign Exchange

Spain

Food and drink

The costs for meals may vary depending upon location, type of restaurant and number of courses eaten and so the prices given are an average guide. Local restaurants located off the beaten track may be less expensive, whereas an upmarket restaurant located in the centre of a major city may charge more.

Lunch price

£8.00 - 12.00

Dinner price

£16.00 - 20.00

Beer price

£1.50 - 2.50 (depending on the region/area in Spain)

Water price

£1.4

Foreign Exchange

Local currency

Euros

Recommended Currency For Exchange

We recommend you take the majority of your spending money in Euros cash.

Where To Exchange

We recommend that you change any currency into Euros prior to arrival. Bureau de Change are generally only found in major cities and large airports.

ATM Availability

In cities and most major towns.

Credit Card Acceptance

Visa and Mastercard are generally accepted in larger restaurants and some shops.

Travellers Cheques

Not recommended.

Transport, Accommodation & Meals

Transport Information

On Foot, Taxi

Recommended airport

La Palma

Flying to your destination

La Palma Airport is served by scheduled airlines (including British Airways, Air Europa and Iberia) direct from UK airports including London and Manchester.

Accommodation notes

Booking a Single Room

All of our group tours are planned and operated on a twin-share basis, meaning that the standard cost is based either on individual travellers sharing accommodation with another group member of the same sex, or people who book together sharing accommodation. Please refer to the tour notes where the single room option availability is detailed on a night by night basis for this tour, and the price for the available nights is detailed on the dates & prices tab by departure date. For Self-Guided trips the Single Room supplement offers the option of a single room each and is charged per person. The Single Room supplement also applies to the third person in a party of three that will be accommodated in a single room.

Standard - Our mid-range accommodation offers a good level of service often with other amenities such as a restaurant, bar, garden or swimming pool. Generally rooms will be comfortable with en-suite facilities.

Arrival and departure information

For this trip you can fly into and back from La Palma airport

Airport taxi transfers to/from the first and last night accommodation are included in the price of this holiday.

Essential Information

FCO Advice

We strongly recommend that you check your government's travel advisory for up-to-date information and advice about your destination: safety and security, entry requirements, health, local laws and customs. For UK Foreign and Commonwealth Office advice [click here](#).

For more information from Explore about travel advice, [click here](#)

Under 18 immigration guidance

Please note that some countries require proof of parental consent when travelling overseas with under 18s. Please check requirements with the relevant embassy or consular office well in advance of travel if this applies to your party.

Price Guarantee

Once your booking has been confirmed we guarantee the price will not increase, whatever the circumstances. Before booking please ensure you have read our important tour pricing information. [Booking Conditions](#)

Visa and Passport Information

The Canary Islands: Visas are not required by UK, Australian, New Zealand, US and Canadian citizens. Other nationalities should consult their local embassy or consular office.

All visa information is subject to change. You should confirm all visa related questions with the relevant Embassy prior to departure.

If you do require assistance in obtaining a visa then you may consider applying through Explore's recommended visa service in the UK, Travcour. See www.travcour.com to download the relevant visa application for your trip, if applicable (UK citizens only), along with details of how to apply for your visa through Travcour. The Team at Travcour will be happy to answer specific questions relating to visa applications, please call them directly on 0208 5431846.

It is your responsibility to ensure that you are in possession of a full passport, with the correct validity for your chosen destination.

Booking conditions

Before booking your Explore trip, please ensure that you read both our [Essential Information](#) and [Booking Conditions](#).

Transfers

[Find out more about Trip Transfer Terms and Conditions before you book.](#)

Booking a land only package with Explore

Customers who have chosen to book on the 'Land Only' arrangements of our tour, please ensure that you have checked your tour specific 'Joining Instructions' prior to booking your own travel arrangements. Your joining instructions can be found below in the dates and prices information.

You may also be eligible for the Free Explore Transfer.

Joining Tour Abroad

Customers booked on the 'Land Only' arrangements will now receive a Free Transfer, provided you arrive and depart on the tour only itinerary start and end dates. The transfers will be from the Explore designated airport or train station to the joining point of your tour, and then back from the ending point to the designated airport or train station. The exception to this rule is customers who are booked on a tour where the joining and ending point is at the designated airport or train station.

Free transfers are not available for Self-Guided, Polar, Tailormade or Tours for Churches customers.

If you are not eligible for the Free Transfer then you will need to make your own way through to the joining and ending point. On a

majority of our tours Explore will be able to provide a private transfer at an additional cost. Please ask for a quote at the time of booking.

For more information regarding the Explore Free Transfer [click here](#)

Insurance

It is a condition of booking with Explore that you have adequate valid travel insurance. It is your responsibility to arrange appropriate travel insurance and ensure you have read and understood the full terms and conditions of your travel insurance policy to ensure that you are covered for all activities you intend to undertake whilst on the tour, including all optional activities. Your Insurance Policy must fully cover you for medical expenses and emergency repatriation to your home country. Please ensure your policy includes medical emergency helicopter evacuation in the event of illness or injury and covers the entire duration of your holiday. If you are trekking at altitude please ensure that there is no upper altitude limit which may limit or exclude cover for your trip. The cost of many of our Polar Voyages will exceed the capped amount covered by standard insurance premiums and you will be required to pay an additional premium to cover the full value of your trip. Please ensure that you are covered for the full amount of your holiday cost, as insufficient cover could invalidate a claim under the policy. Medical and repatriation insurance cover is not mandatory for UK residents who are travelling on trips within the United Kingdom. Read more information about what travel insurance is required.

Flight information

Explore offers a wide range of flexible flying options to make joining and leaving our trips easy. [Read more about them here.](#)

Flight Information

You are able to book this tour on a 'land only' basis or as a 'flight inclusive' package. Your flight inclusive package will be fully protected by the Civil Aviation Authority (CAA) ATOL protection scheme.

Booking a flight inclusive package with Explore

We have a good selection of flights not only from London but from many regional airports around the UK allowing us to compare fares between scheduled carriers as well as low cost and charter airlines. Our dedicated flights team will match the best flight options to your arrival and departure airport.

On our website we display a UK flight inclusive package guide price which is generally based on a London departure. To avoid paying supplements or to secure your preferred flight option, we recommend booking as early as possible, especially for peak travel dates.

Canary Islands

Spain

Vaccinations

Nothing compulsory but Tetanus is usually recommended as a precaution. Please check the latest requirements with your travel clinic or doctor prior to departure. The above is not an exhaustive list. Further information regarding vaccinations and travel health advice can be found by following the NHS and NaTHNaC links at [Explore Travel Health](#) and from your local healthcare provider. Visa and vaccination requirements are subject to change and should be confirmed by you before travelling.
