

# EXPLORE!



## Self-Guided Mallorca Trails

MALLORCA, SPAIN - TRIP CODE WSML

WALKING AND TREKKING

### Why book this trip?

---

Follow trails through the striking Tramuntana Mountains that separate the beautiful north-west coast of Mallorca from the rest of the island. Walk between picturesque villages, along coastal cliffs and through orchards of orange, almond and olive trees.

- **Relax on pretty beaches** - Sample local Mallorcan cuisine in quaint village cafes.
- **Valldemossa** - Quaint hill town with cobbled streets and views down to the coast
- **Port de Soller** - Stay in this relaxing resort by the sea



**INCLUDED MEALS**  
Breakfast: 6



**TRIP STAFF**  
None



**TRANSPORT**  
Taxi  
Tram



**ACCOMMODATION**  
6 nights  
comfortable hotel



**WALKING GRADE:**  
Easy To  
Moderate

## Itinerary

Itineraries on some departure dates may differ, please select the itinerary that you wish to explore.

### DAY 1 - Join trip in Valldemossa

Your walking holiday starts in Valldemossa, a pretty, small town built around an old 14th century Carthusian monastery, with cobbled streets in the centre and beautiful views down to the Mediterranean. Set in the Tramuntana Mountains the town is surrounded by forested hills and rolling countryside, and is a great base for exploring. The narrow streets are also home to cafés and bakeries offering local fare. Many artists have found inspiration here including the composer Chopin. Valldemossa is your base for the first two nights - Our preferred hotel of choice is a small, centrally located hotel.



**ACCOMMODATION:**  
Hotel Ca's Papa (or similar)

**Grade: Comfortable Hotel**



**SINGLE ROOM AVAILABLE**



**MEALS PROVIDED: NONE**

### DAY 2 - Walk through local countryside on the 'Archduke's Trail'

Your first walk is a famous circular route known as the 'Archdukes Trail'. This was originally a mule path

part designed by Archduke Ludwig Salvador of Austria, a keen botanist and geologist who owned the local estate in the 19th century. As you walk through the countryside this path offers some insight into rural life including lime kilns and charcoal stoves, as well as stunning coastal views.

Your walk today covers 15 kilometres over approximately five-and-a-half hours, with a total ascent and descent of +500m / -500m. If you wish it is possible to shorten or extend the walk, including the opportunity to climb Puig Es Teix (1064m).



ACCOMMODATION:  
Hotel Ca's Papa (or similar)



**Grade: Comfortable Hotel**



SINGLE ROOM AVAILABLE



MEALS PROVIDED: BREAKFAST

---

### **DAY 3 - Coastal trail to Port de Soller**

The picturesque coastal village of Deia village is a short taxi ride away (included). Today's walk starts at Deia village, Deia beach or Llucalcari bus stop depending on how far you wish to walk. Your destination is Port Soller, thought by many to be one of the most beautiful bays on the island. The trail follows the coastline through quiet Mediterranean woodland of pines, oaks and strawberry trees; and a private estate where in season fresh orange juice is often served. On arrival you can start to explore Port de Soller, your base for the next four nights - Our preferred hotel of choice is located close to the beach.

Today's walk covers 14 kilometres over approximately five and a half hours, with a total ascent and descent of +200m/ -440m.



ACCOMMODATION:  
Hotel Los Geranios (or similar)



**Grade: Comfortable Hotel**



SINGLE ROOM AVAILABLE





MEALS PROVIDED: BREAKFAST

---

#### DAY 4 - Descend from Lake Cuber to hill village of Biniraix

The walk today is through the very heart of the Serra de Tramuntana. After a twenty minute taxi drive up to Cuber Lake (included) you will follow a wide path along the reservoir to Col de l'Ofre (885m). This is an excellent place to see birds of prey, such as black vultures which can often be seen overhead. From here it is possible to extend the walk to climb to the summit, Puig de l'Ofre (1095m) before a spectacular 800m descent through a narrow gorge down to the hill village of Biniraix, famous for its orange groves. From here we take a taxi (also included) back to Port Soller. This walk is part of the pilgrimage route from Lluc Monastery and offers stunning scenery throughout the descent.

The walk from Lake Cuber to Biniraix is 11 kilometres and takes approximately five hours. The total ascent and descent is +150m / -800m. It is possible to extend this by climbing Puig del'Ofre (1095m).



ACCOMMODATION:  
Hotel Los Geranios (or similar)



Grade: Comfortable Hotel



SINGLE ROOM AVAILABLE



MEALS PROVIDED: BREAKFAST

---

#### DAY 5 - Circular walk along cliffs and back to Port de Soller

This circular walk starts in the port and climbs steeply to the cliffs which form a natural breakwater overlooking the bay. From Torra Picada, a 17th century watchtower, there are great views along the rocky coastline to the tiny island of S'Illeta just off shore. A steep descent along a ravine takes you to 'Sa Punta Llarga', a headland which also gives great coastal views, before returning back to Port Soller.

Today's walk is 7 kilometres and takes approximately two and a half hours. Total ascent and descent is +200m / - 200m



ACCOMMODATION:  
Hotel Los Geranios (or similar)



Grade: Comfortable Hotel





SINGLE ROOM AVAILABLE



MEALS PROVIDED: BREAKFAST

---

### DAY 6 - Cala Tuent to Soller

For your last walk you are taken by taxi to Cala Tuent, a small village with a lovely beach. From here you first follow the coastline, then hike inland through orange groves and olive orchards through one of the most remote valleys of Mallorca. On arriving to Soller there is the opportunity to explore the historic town. Built inland to try to avoid pirates, the town grew wealthy from olive and citrus fruit trade and today has a relaxing café culture. A vintage tram (not included) runs between Soller and Port Soller.

Today's walk covers 15 kilometres and takes approximately five and a half hours. The total ascent and descent is +550m / -700m.



ACCOMMODATION:  
Hotel Los Geranios (or similar)



Grade: Comfortable Hotel



SINGLE ROOM AVAILABLE



MEALS PROVIDED: BREAKFAST

---

### DAY 7 - Trip ends in Port de Soller

Your trip ends today after breakfast, in Port Soller.



MEALS PROVIDED: BREAKFAST

---

## Trip information

---

---

## Country information

### Mallorca

---

#### Spain

##### Climate

Overall, spring, early summer and autumn are ideal times for a Spanish trip - though the weather varies enormously from region to region. The high central plains suffer from fierce extremes, stiflingly hot in summer, bitterly cold and swept by freezing winds in winter. The Atlantic coast, in contrast, has a tendency to damp and mist, and a relatively brief, humid summer. The Mediterranean south is warm virtually all year round. Spain's Islands the Canaries and Balaerics experience very mild winters and warm summers making them ideal year round destinations.

Time difference to GMT	Plugs	Religion
+1	2 Pin Round	Roman Catholic

##### Language

Castilian Spanish, Catalan, Galician, Basque

---

## Budgeting and packing

### Clothing

Bring some lightweight clothing for pleasant, balmy days (including shorts for walks when warmer), but remember that temperatures drop with altitude and that evenings may be cool so also bring a warm sweater or fleece. As mountain weather is changeable it is important to bring a light waterproof and windproof outer garment.

### Footwear

Walking or trail boots with good ankle support are essential, plus comfortable trainersandals for relaxing.

### Luggage: On tour

Bring one main piece of baggage as per your airline luggage allowance, maximum 20 kg per person. Remember you may need to carry your luggage at times so don't overload yourself. Luggage transfers between hotels are normally arranged by the hoteliers. Mark your bags clearly and leave them at the place and time arranged with them. When travelling on public transport you should always keep your luggage with you.

### Luggage transfer

Included between hotels.

### Equipment

Bring a water bottle, torch, sunhat, sunscreen and sunglasses. A trekking pole is recommended for the steep descents.

Maps - Along with the destination manual and route notes you will be sent a set of maps that have been created specifically for this trip to help you navigate. The route is marked on each map together with a series of numbered waypoints which correspond with instructions in the route notes. Should you wish to purchase a more detailed commercially produced map we recommend the following:-

#### General Maps

Mallorca, scale: 1:75000 ; Publisher: Freytag und Berndt

Mallorca - Tramuntana, scale: 1:50000 ; Publisher: Freytag und Berndt

#### Topographic Map

Tramuntana Central-Mallorca, scale: 1:25000 ; Editorial Alpina

## Tipping

### Local fees

Vintage tram from Soller to Port Soller €5 pp

## Mallorca

### Food and drink

The costs for meals may vary depending upon location, type of restaurant and number of courses eaten and so the prices given are an average guide. Local restaurants located off the beaten track may be less expensive, whereas an upmarket restaurant located in the centre of a major city may charge more.

### Foreign Exchange

## Spain

### Food and drink

The costs for meals may vary depending upon location, type of restaurant and number of courses eaten and so the prices given are an average guide. Local restaurants located off the beaten track may be less expensive, whereas an upmarket restaurant located in the centre of a major city may charge more.

Lunch price	Dinner price	Beer price
£8.00 - 12.00	£16.00 - 20.00	£1.50 - 3.50 (depending on the region/area in Spain)

**Water price**  
£1.4

## Foreign Exchange

### Local currency    Recommended Currency For Exchange

Euros                      We recommend you take the majority of your spending money in Euros cash.

### Where To Exchange

We recommend that you change any currency into Euros prior to arrival. Bureau de Change are generally only found in major cities and large airports.

### ATM Availability

In cities and most major towns.

### Credit Card Acceptance

Visa and Mastercard are generally accepted in larger restaurants and some shops.

### Travellers Cheques

Not recommended.

---

## Transport, Accommodation & Meals

### Transport Information

Taxi, Tram

### Recommended airport

Palma Airport

### Flying to your destination

Palma airport is served by low cost carriers (EasyJet, Ryan Air), charter / schedule airlines (including Monarch, Thomson Airways, Fly Thomas Cook) direct from many UK airports.

### Arrival and departure information

Your trip starts in Valldemossa.

Valldemossa by public transport from Palma de Mallorca Airport:

There are public buses from the airport to Palma city centre every 15 minutes. The buses are Line 01 or Line 21 and they leave from the ground floor (Planta 0). The journey takes about 20 minutes to Plaça de Espanya and costs 3€. For more information please see: <http://www.aena.es/cseeatellite/Aeropuerto-Palma-Mallorca/en/Page/1237554449650/>

A taxi from the airport to Plaça de Espanya will cost approximately 25€.

From Plaça de Espanya it is a five minute walk to the main bus station. Look for the entrance to the transport complex 'Estacio Intermodal', just opposite Plaça de Espanya. See location online at: <http://www.tib.org/portal/en/web/ctm/estacio-intermodal-palma>



The bus to Valldemossa is Line 210 and runs from Palma to Port de Soller with stops in Deia and Valldemossa. (Note - This is not the direct bus to Soller and Port de Soller).

01 May to 31 October - Buses run daily at 7.30, 10.15, 12.00, 16.15 and 19.30hrs.

01 November to 30 April - Buses run: Monday to Friday every two hours from 07.30 to 19.30hrs; Saturdays at 07.30, 09.30 and 19.30; and Sundays: 08.30, 09.30, 12.00 and 19.30.

The journey takes 30 minutes and costs 3€. For more information please see:

<http://www.tib.org/portal/en/web/ctm/autobus/linia/210>

It is a short walk from the bus stop to our hotels Hotel Ca's Papa and Es Petit Hotel de Valldemossa. Hotel Casa de C'as Garriguer is about three kilometres away so you may wish to get a taxi.

Please note it is possible to pre-book an airport transfer from Palma de Mallorca Airport. Please contact Explore at least two weeks prior to your holiday to arrange this.

If you arrive to Mallorca by ferry:

There is a public bus (Line 1) from Transmediterranea Terminal to Palma bus station. From there you can travel on by bus to Valldemossa as above. A taxi from the ferry terminal to Valldemossa is approximately 45€.

Departing from Port Soller to Palma de Mallorca airport:

There is a public bus from Port Soller to Palma (Line 211). This runs several times a day, with slightly fewer services on weekends and holidays. The journey is about 40 minutes and costs 3€.

From Plaça de Espanya ( Estació Intermodal - located at <http://www.tib.org/portal/web/ctm/estacio-intermodal-palma> ) there are buses (Line 01 and Line 21) to Palma de Mallorca airport. The journey takes about 20 minutes and costs 3€. For more information please see:

<http://www.aena.es/cseeatellite/Aeropuerto-Palma-Mallorca/en/Page/1237554449650/>

A taxi from Palma city centre to the airport costs approximately 25€.

Please note it is possible to pre-book a transfer from Port Soller to Palma de Mallorca airport. Please contact Explore at least two weeks prior to your holiday to arrange this.

---

## Essential Information

## FCO Advice

We strongly recommend that you check your government's travel advisory for up-to-date information and advice about your destination: safety and security, entry requirements, health, local laws and customs. For UK Foreign and Commonwealth Office advice [click here](#).

For more information from Explore about travel advice, [click here](#)

## Under 18 immigration guidance

Please note that some countries require proof of parental consent when travelling overseas with under 18s. Please check requirements with the relevant embassy or consular office well in advance of travel if this applies to your party.

## Price Guarantee

Once your booking has been confirmed we guarantee the price will not increase, whatever the circumstances. Before booking please ensure you have read our important tour pricing information. [Booking Conditions](#)

## Visa and Passport Information

Spain: Visas are not required by UK, Australian, New Zealand, US and Canadian citizens. Other nationalities should consult their local embassy or consular office.

All visa information is subject to change. You should confirm all visa related questions with the relevant Embassy prior to departure.

If you do require assistance in obtaining a visa then you may be able to apply through Explore's recommended visa service in the UK, Travcour. See [www.travcour.com](http://www.travcour.com) to download the relevant visa application for your trip, if applicable (UK citizens only), along with details of how to apply for your visa through Travcour. The Team at Travcour will be happy to answer specific questions relating to visa applications, please call them directly on 0208 5431846.

It is your responsibility to ensure that you are in possession of a full passport, with the correct validity for your chosen destination.

## Booking conditions

Before booking your Explore trip, please ensure that you read both our Essential Information and Booking Conditions.

## Transfers

[Find out more about Trip Transfer Terms and Conditions before you book.](#)

### Booking a land only package with Explore

Customers who have chosen to book on the 'Land Only' arrangements of our tour, please ensure that you have checked your tour specific 'Joining Instructions' prior to booking your own travel arrangements. Your joining instructions can be found below in the dates and prices information.

You may also be eligible for the Free Explore Transfer.

### Joining Tour Abroad

Customers booked on the 'Land Only' arrangements will now receive a Free Transfer, provided you arrive and depart on the tour only itinerary start and end dates. The complimentary transfers will be arranged from the Explore designated airport or train station to your trips joining point, and then back from the ending point to the designated airport or train station. Generally the airport or station that Explore have selected will be the one that is closest to the town or city where the trip starts, or the one nearest to the joining point. It will be either an airport or train station but not both.

The exception to this rule is customers who are booked on a tour where the joining and ending point is at the designated airport or train station.

Free transfers are not available for Self-Guided, Polar, Tailormade or Tours for Churches customers.

If you are not eligible for the Free Transfer then you will need to make your own way through to the joining and ending point. On a majority of our tours Explore will be able to provide a private transfer at an additional cost. Please ask for a quote at the time of booking.

For more information regarding the Explore Free Transfer [click here](#)

## **Insurance**

It is a condition of booking with Explore that you have adequate valid travel insurance. It is your responsibility to arrange appropriate travel insurance and ensure you have read and understood the full terms and conditions of your travel insurance policy to ensure that you are covered for all activities you intend to undertake whilst on the tour, including all optional activities. Your Insurance Policy must fully cover you for medical expenses and emergency repatriation to your home country. Please ensure your policy includes medical emergency helicopter evacuation in the event of illness or injury and covers the entire duration of your holiday. If you are trekking at altitude please ensure that there is no upper altitude limit which may limit or exclude cover for your trip. The cost of many of our Polar Voyages will exceed the capped amount covered by standard insurance premiums and you will be required to pay an additional premium to cover the full value of your trip. Please ensure that you are covered for the full amount of your holiday cost, as insufficient cover could invalidate a claim under the policy. Medical and repatriation insurance cover is not mandatory for UK residents who are travelling on trips within the United Kingdom.

Read more information about what travel insurance is required.

## **Flight information**

Explore offers a wide range of flexible flying options to make joining and leaving our trips easy. Read more about them [here](#).

### **Flight Information**

You are able to book this tour on a 'land only' basis or as a 'flight inclusive' package. Your flight inclusive package will be fully protected by the Civil Aviation Authority (CAA) ATOL protection scheme.

### **Booking a flight inclusive package with Explore**

We have a good selection of flights not only from London but from many regional airports around the UK allowing us to compare fares between scheduled carriers as well as low cost and charter airlines. Our dedicated flights team will match the best flight options to your arrival and departure airport.

On our website we display a UK flight inclusive package guide price which is generally based on a London departure. To avoid paying supplements or to secure your preferred flight option, we recommend booking as early as possible, especially for peak travel dates.

## **Mallorca**

---

### **Spain**

#### **Vaccinations**

Nothing compulsory but Tetanus is usually recommended as a precaution. Please check the latest requirements with your travel clinic or doctor prior to departure. The above is not an exhaustive list.

Further information regarding vaccinations and travel health advice can be found by following the NHS

and NaTHNaC links at Explore Travel Health and from your local healthcare provider. Visa and vaccination requirements are subject to change and should be confirmed by you before travelling.

---

### Walking and Trekking information



### Walking grade

Easy to moderate




### Trek details

Walks on 5 days for an average of 4.5 hours a day, mainly on unsurfaced trails and footpaths. The total distance covered 61 kilometres, though it is possible to extend some of the walks. The maximum daily total ascent and descent on the standard walks is +550m / - 700m.

---

### Additional Information



 <p><b>AWARD WINNING EXPLORE LEADERS</b></p>	 <p><b>PRICE GUARANTEE PROMISE</b></p>	 <p><b>AIRPORT TRANSFERS</b></p>
---	---	---