

EXPLORE!



Walking Montenegro and the Croatian Islands

CROATIA, MONTENEGRO - TRIP CODE WCM

WALKING AND TREKKING

Why book this trip?

This walking holiday journeys from the Bay of Kotor in Montenegro to the idyllic islands of Croatia, following some of the most beautiful coastal, mountain and village trails of the southern Balkans.

- **Kotor** - Explore the imposing ramparts of the old town with stunning views over the bay
- **Croatian Islands** - Walk to lakes on Mljet, the 'Green Island', and follow the coastline around Korcula
- **Dubrovnik** - Enter this spectacular UNESCO designated medieval walled town on foot






INCLUDED MEALS
Breakfast: 6



TRIP STAFF
Explore Tour Leader
Driver(s)
Local Guide(s)



TRANSPORT
Ferry
Minibus



ACCOMMODATION
1 nights simple guesthouse
6 nights comfortable hotel



WALKING GRADE:
Easy To Moderate



GROUP SIZE:
10 - 16

Itinerary

Itineraries on some departure dates may differ, please select the itinerary that you wish to explore.

DAY 1 - Join trip at Dubrovnik Airport, drive Dobrota

Join trip at Dubrovnik airport and transfer to Dobrota for the next three nights. Dobrota is a quaint little seaside settlement within walking distance of the walled city of Kotor. Described as one of Kotor Bays' more stylish enclaves, the seafront at Dobrota consists of old captain's villas, restored as seaside cafes and small hotels offering picturesque views of Mt Vrmac and the bay itself.



ACCOMMODATION:
Hotel Marija 2 (or similar)

Grade: Comfortable Hotel



SINGLE ROOM AVAILABLE



MEALS PROVIDED: NONE

DAY 2 - Walking tour of Kotor, optional boat trip to Lady of the Rock

This morning we explore the prettiest and best preserved city in Montenegro, Kotor. The old city of Kotor is a well preserved urbanisation very typical of the middle ages, situated on one of the world's most beautiful bays. Kotor's fortifications stand up to 20 metres high and completed their protective loop of the city by the 14th century. The walls rise improbably from the surrounding slopes and we will walk to the top of them, a steep walk of around 1350 steps, to take in the magnificent views of the fjord and the

winding, maze like streets of the city itself. On our way back down from the city walls we will visit the small church of Saint Jovan before taking some free time to explore the rest of the town where you might chose to visit the Sea Gate, the 12th century Saint Tryphon Cathedral or the Maritime Museum.

This afternoon there is the option to take a boat trip to the Lady of the Rock and Perast Town in the bay of Kotor. The Lady of the Rock is an artificial island created by dropping multiple rocks into the sea to lay on top of each other until an islet is formed. Legend has it that over the centuries, after they found an icon of Madonna and Child on the rocks, local seamen kept an ancient oath to lay a stone in the bay every time they returned safely. Over the years the islet was formed and now is home to the Church of Our Lady of the Rocks.

Today's four kilometre trek is expected to take around two-and-a-half hours with 300 metres of ascent and descent.



ACCOMMODATION:
Hotel Marija 2 (or similar)

Grade: Comfortable Hotel



SINGLE ROOM AVAILABLE



MEALS PROVIDED: BREAKFAST

DAY 3 - Walk Vrmac Mountain for views over Kotor and Tivat

Today we start our walk from Kotor for one of the most scenic walks you can do on the Montenegrin coast. We walk up a zig zag meandering pathway to the top of Vrmac Mountain and then along the Vrmac Ridge that divides the Bay of Kotor and Bay of Tivat. The first part of the hike is mostly through forests, gradually ascending on the old Austro Hungarian stone pathway to a more exposed area with views of the inner bay at Kotor and then on the other side to the Adriatic and the town of Tivat. We descend from the ridge to the beach at Markov Rt for a refreshing swim in the clear waters before we return to the hotel along the small coastal road.

Today's 15 kilometre trek is expected to take around five hours with 650 metres of ascent and descent.



ACCOMMODATION:
Hotel Marija 2 (or similar)

Grade: Comfortable Hotel





SINGLE ROOM AVAILABLE



MEALS PROVIDED: BREAKFAST

DAY 4 - Circular walk from Herceg Novi; drive Dubrovnik

This morning we take an hours' drive to the start of our next walk at Herceg Novi. Situated at the entrance to the Bay of Kotor and at the foot of Mount Orjen, Herceg Novi - or New Castle as the name means, is another delightful example of a traditional Montenegrin coastal town. Today's walk takes us through some traditional villages and rural regions of Montenegro that most people never get the chance to see. We take a circular route out of the town with our first stop at the Savina Monastery, a Serbian Orthodox Monastery of three churches, located in the thick Mediterranean vegetation that we will be walking through. From here we will pass by the Spanish Fortress and the area of Matkovici before heading to the pasture lands of Kameno Village. Our path then takes us back to Herceg Novi via the peaceful village of Trebisinj. We drive to Bosanka on the edge of the UNESCO listed walled city of Dubrovnik and walk for half an hour down into the city, entering through the ancient walls on foot.

Today's morning four kilometre trek is expected to take around two hours with 450 metres of descent.



ACCOMMODATION:
Hotel Ivka (or similar)



Grade: Comfortable Hotel



SINGLE ROOM AVAILABLE



MEALS PROVIDED: BREAKFAST

DAY 5 - Explore Dubrovnik on foot; ferry to Mljet, transfer Pomena Village

Those who seek paradise on earth, George Bernard Shaw once wrote, should come to Dubrovnik. This morning we have a guided walking tour of this stunning area, now fully restored following damage from the shelling in the Siege of Dubrovnik in 1991-92. The Old Town still very much retains its unique atmosphere and charm and UNESCO have granted it World Cultural Heritage status as one of the world's finest examples of a fortified Medieval town. After your tour you will then have some free time to explore more of this wonderful city. You may choose to walk the length of the city walls (1940 metres in total) or take a cable car to view the city from above. We then take the boat (one hour 15mins journey) to Mljet Island, on arrival we will have a short transfer to Pomena Village where we will stay for the night.



ACCOMMODATION:
Hotel Odisej (or similar)



Grade: Comfortable Hotel



SINGLE ROOM AVAILABLE



MEALS PROVIDED: BREAKFAST

DAY 6 - Loop walk around Malo and Veliko Jezero lakes, ferry to Korcula

The western side of Mljet is often known as the Green Island as it is heavily wooded with over 70% of the island covered in forests. It is this area we will explore today as our looped hike starts out straight from our hotel and takes us around Malo and Veliko Jezero, or the Small and the Great Lake in Mljet National Park. The lakes are salt water and interconnected by a very narrow canal. The larger lake, Veliko Jezero, contains a small island known as Sv Marija upon which sits a 12th century Benedictine Monastery - we will take a short visit across to the island to have a look at the monastery and its church of St Mary. During its time on the island the monastery has taken on various guises, including a hotel during Tito's administration. The war in 1991 ended that particular phase and the monastery and church were left vacant with the possibility that the Benedictines may return to reclaim and reopen it. We return to Pomena before transferring to Polace for our next boat trip to the island of Korcula and our overnight stop in the village of Lumbarda.

Today's 10 kilometre trek is expected to take around four hours with 300 metres of ascent and descent.



ACCOMMODATION:
Hotel Borik (or similar)



Grade: Comfortable Hotel



SINGLE ROOM AVAILABLE



MEALS PROVIDED: BREAKFAST

DAY 7 - Coastal walk Lombardo to Korcula Town; ferry to Orebic drive Cavtat

Lumbarda is a small fisherman's village situated on the eastern coastline of Korcula island, well known for its vineyards and a 'unique' white wine known as GRK. Our walk today follows the shore from the beautiful sandy beaches at Lumbarda itself to the town at Korcula. On route we will get some wonderful views of the archipelago and its 22 islets, including Vrnik and Badija. We finish our walk in the medieval walled town of Korcula where we will have some free time to explore. The Old Town of Korcula is shaped a little like a fish bone with a succession of narrow streets all coming off the main street, or back bone. This design was said to reduce the effects of the wind and sun and keep its occupants sheltered. During your exploration you may wish to visit the 15th century, Gothic Renaissance style cathedral of Saint Mark or the alleged birth place of Marco Polo and its impressive tower that gives amazing panoramic views of Korcula. We then take the ferry to Orebic and transfer by road to Cavtat, close to Dubrovnik, for our final nights' stay.

Today's seven kilometre trek is expected to take around three hours with 100 metres of ascent and descent.



ACCOMMODATION:
Cavtat Pension (or similar)



Grade: Simple Guesthouse



SINGLE ROOM AVAILABLE



MEALS PROVIDED: BREAKFAST

DAY 8 - Trip ends Cavtat

Trip ends in Cavtat.



MEALS PROVIDED: NONE

Trip information

Country information

Croatia

Climate

The Croatian Adriatic has a Mediterranean climate with mild winters and warm, dry, sunny summers. There is a chance of sporadic rain in spring and autumn, though generally it is in the form of short showers. Thunderstorms can occur in summer, generally helping to cool the air. Hvar Island gets the most sunshine in summer with 10-12 hours each day, followed by Split, Korcula Island and Dubrovnik with around 7-8 hours. Temperatures from May to October are generally in the low to mid 20's (in °C), but can reach into the 30's (in °C) in July and August. Trip itineraries with boat cruises can occasionally be disrupted due to bad weather.

Time difference to GMT	Plugs	Religion	Language
+1	2 Pin Round	Roman Catholic	Croatian

Montenegro

Climate

Montenegro's coastline has a Mediterranean climate with hot dry summers and mild winters, whereas the more mountainous inland areas have a sub-alpine climate with warm summers and very cold winters with frequent snowfall. There is a chance of sporadic rain in spring and autumn in the coastal areas, though generally this is in the form of short showers. In the mountains rainfall tends to be more frequent including around the Bay of Kotor. Temperatures from May to October are generally in the low to mid 20's (in °C), but can reach into the 30's (in °C) in July and August.

Time difference to GMT	Plugs	Religion	Language
+1	2 Pin Round	Christian (mainly Serbian Orthodox)	Montenegrin

Budgeting and packing

Optional activities

The following excursions and/or activities are usually available and may be arranged locally. Estimated costs are provided below for guidance only, are on a per person basis unless shown otherwise, and may depend on the number of participants. Prices quoted are correct as of the date these tour notes were originally issued but may change at any time due to currency fluctuations. Please note: These activities are booked and paid for direct with the supplier and do not form part of your Explore holiday contract.

Lady of the rock 10E

Dubrovnik cable car £16

Dubrovnik city walls £19

Clothing

The summer months can be very warm, bring light and comfortable clothing that can be layered according to the temperature. It can become cool, especially at night, so also bring warmer layers. Tops

made from wicking materials which keep you drier, a warmer fleece is recommended as a mid layer, and walking trousers are preferable to trousers of heavier material such as jeans.

- Breathable wind and waterproof jacket
- T-shirts
- Long sleeved tops
- Sunhat
- Long trousers
- Shorts (if you prefer to walk in them)
- Swimwear and towel
- Midlayer Fleece/pullover
- Socks (liner and thicker pair)
- Insulated jacket

Footwear

We recommend you bring walking boots/trail shoes with ankle support, make sure that your boots are worn-in and comfortable before the start of the trip. Also trainers or sandals for relaxing and general wear. We suggest that on international flights you either carry your walking boots in your hand luggage or wear them - should your luggage be lost or delayed, your own boots are the one thing that will be irreplaceable.

Luggage

20kg

Luggage: On tour

Bring one main piece of luggage and a 20-30 litre day sack is recommended. You will need to carry what you need for the day which may include a raincoat, jumper, camera, sun-cream, water and picnic lunch. On hot days you will carry fewer clothes but more drinking water.

Equipment

- Sunglasses
- Sun cream
- Small Torch (with spare batteries and bulb)
- Camera
- Walking poles (if you usually use them)
- Personal toiletries
- Personal first aid kit - On each walk a first aid kit is carried but you should have your own blister kit, supply of plasters, aspirin and other essentials.
- Insect repellent
- Small waterproof dry bag (for items such as your mobile phone)
- Reusable water bottle (minimum 1 litre) - Get 15% discount on a Water-to-Go bottle www.explore.co.uk/about-us/responsible-travel/water-to-go-discount-with-explore
- Lunch bag/Tupperware (for packed lunches)

Tipping

Explore leader

At your discretion you might also consider tipping your Tour Leader in appreciation of the efficiency and service you receive.

Local crew

Although entirely voluntary, tipping is a recognised part of life in this region of the world. Some local staff will look to members of the group for personal recognition of particular services provided. Accordingly you should allow approximately £15 for gratuities for local staff.

In order to make things easier for you, the Tour Leaders may organise a group's tips kitty and if this is the case, they will account for it throughout the tour.

Croatia

Food and drink

The costs for meals may vary depending upon location, type of restaurant and number of courses eaten and so the prices given are an average guide. Local restaurants located off the beaten track may be less expensive, whereas an upmarket restaurant located in the centre of a major city may charge more.

Dinner price	Beer price	Water price
£18	£2	£1.5

Foreign Exchange

Local currency

Croatian Kuna.

Recommended Currency For Exchange

Pound Sterling, US Dollars and Euro cash can all be exchanged for the local currency.

Where To Exchange

Most major towns and cities - your Explore Leader will advise you on arrival. Only exchange money at reputable places like banks, ATM's and official Forex Offices.

ATM Availability

Most towns and cities have ATM's for cash withdrawal.

Credit Card Acceptance

Generally accepted throughout including most restaurants and hotels.

Travellers Cheques

Travellers Cheques can only be exchanged in banks.

Montenegro

Food and drink

The costs for meals may vary depending upon location, type of restaurant and number of courses eaten and so the prices given are an average guide. Local restaurants located off the beaten track may be less expensive, whereas an upmarket restaurant located in the centre of a major city may

charge more.

Lunch price	Dinner price	Beer price	Water price
£9	£11	£2	£1.00 - 2.00

Foreign Exchange

Local currency

Euro.

Recommended Currency For Exchange

Pound Sterling and US Dollars can be exchanged for local currency. Please note if using Pound Sterling then only Bank of England issued bank notes are accepted. Scottish and Northern Irish bank notes are not accepted.

Where To Exchange

Banks or Forex Offices in the main towns and cities. Your Explore Leader will advise you on arrival.

ATM Availability

Most towns and cities have ATM's for cash withdrawal.

Credit Card Acceptance

Credit cards are also generally widely accepted.

Travellers Cheques

Travellers Cheques can only be exchanged in banks.

Transport, Accommodation & Meals

Transport Information

Ferry, Minibus

Accommodation notes

Staying in simple guesthouse is a fantastic way to experience a family atmosphere and try locally produced and traditional food. Your being staying in a variety of family run guesthouses in Cavtat, as with the nature of apartments in this part of the Mediterranean the size and standard of the rooms can vary. The majority of the rooms will have a private bathroom, however, it could happen that someone may have a room with a shared bathroom if there is no other option available.

Essential Information

FCO Advice

We strongly recommend that you check your government's travel advisory for up-to-date information

and advice about your destination: safety and security, entry requirements, health, local laws and customs. For UK Foreign and Commonwealth Office advice [click here](#).

For more information from Explore about travel advice, [click here](#)

Under 18 immigration guidance

Please note that some countries require proof of parental consent when travelling overseas with under 18s. Please check requirements with the relevant embassy or consular office well in advance of travel if this applies to your party.

Price Guarantee

Once your booking has been confirmed we guarantee the price will not increase, whatever the circumstances. Before booking please ensure you have read our important tour pricing information. [Booking Conditions](#)

Visa and Passport Information

Montenegro: Visas are not required by UK, US, Canadian, Australia and New Zealand citizens. Other nationalities should consult their local embassy or consular office.

Croatia: Visas are not required by UK, Australian, New Zealand, US or Canadian citizens. Other nationalities should consult their local embassy or consular office.

If you do require assistance in obtaining a visa then you may be able to apply through Explore's recommended visa service in the UK, Travcour. See www.travcour.com to download the relevant visa application for your trip, if applicable (UK citizens only), along with details of how to apply for your visa through Travcour. The Team at Travcour will be happy to answer specific questions relating to visa applications, please call them directly on 0208 5431846.

It is your responsibility to ensure that you are in possession of a full passport, with the correct validity for your chosen destination.

Booking conditions

Before booking your Explore trip, please ensure that you read both our Essential Information and [Booking Conditions](#).

Transfers

[Find out more about Trip Transfer Terms and Conditions before you book.](#)

Booking a land only package with Explore

Customers who have chosen to book on the 'Land Only' arrangements of our tour, please ensure that you have checked your tour specific 'Joining Instructions' prior to booking your own travel arrangements. Your joining instructions can be found below in the dates and prices information.

You may also be eligible for the Free Explore Transfer.

Joining Tour Abroad

Customers booked on the 'Land Only' arrangements will now receive a Free Transfer, provided you arrive and depart on the tour only itinerary start and end dates. The complimentary transfers will be arranged

from the Explore designated airport or train station to your trips joining point, and then back from the ending point to the designated airport or train station. Generally the airport or station that Explore have selected will be the one that is closest to the town or city where the trip starts, or the one nearest to the joining point. It will be either an airport or train station but not both.

The exception to this rule is customers who are booked on a tour where the joining and ending point is at the designated airport or train station.

Free transfers are not available for Self-Guided, Polar, Tailormade or Tours for Churches customers.

If you are not eligible for the Free Transfer then you will need to make your own way through to the joining and ending point. On a majority of our tours Explore will be able to provide a private transfer at an additional cost. Please ask for a quote at the time of booking.

For more information regarding the Explore Free Transfer [click here](#)

Insurance

It is a condition of booking with Explore that you have adequate valid travel insurance. It is your responsibility to arrange appropriate travel insurance and ensure you have read and understood the full terms and conditions of your travel insurance policy to ensure that you are covered for all activities you intend to undertake whilst on the tour, including all optional activities. Your Insurance Policy must fully cover you for medical expenses and emergency repatriation to your home country. Please ensure your policy includes medical emergency helicopter evacuation in the event of illness or injury and covers the entire duration of your holiday. If you are trekking at altitude please ensure that there is no upper altitude limit which may limit or exclude cover for your trip. The cost of many of our Polar Voyages will exceed the capped amount covered by standard insurance premiums and you will be required to pay an additional premium to cover the full value of your trip. Please ensure that you are covered for the full amount of your holiday cost, as insufficient cover could invalidate a claim under the policy. Medical and repatriation insurance cover is not mandatory for UK residents who are travelling on trips within the United Kingdom.

Read more information about what travel insurance is required.

Flight information

Explore offers a wide range of flexible flying options to make joining and leaving our trips easy. Read more about them [here](#).

Flight Information

You are able to book this tour on a 'land only' basis or as a 'flight inclusive' package. Your flight inclusive package will be fully protected by the Civil Aviation Authority (CAA) ATOL protection scheme.

Booking a flight inclusive package with Explore

We have a good selection of flights not only from London but from many regional airports around the UK allowing us to compare fares between scheduled carriers as well as low cost and charter airlines. Our dedicated flights team will match the best flight options to your arrival and departure airport.

On our website we display a UK flight inclusive package guide price which is generally based on a London departure. To avoid paying supplements or to secure your preferred flight option, we recommend booking as early as possible, especially for peak travel dates.

Maximum altitude (m)

700

Ability to swim

No

Croatia

Vaccinations

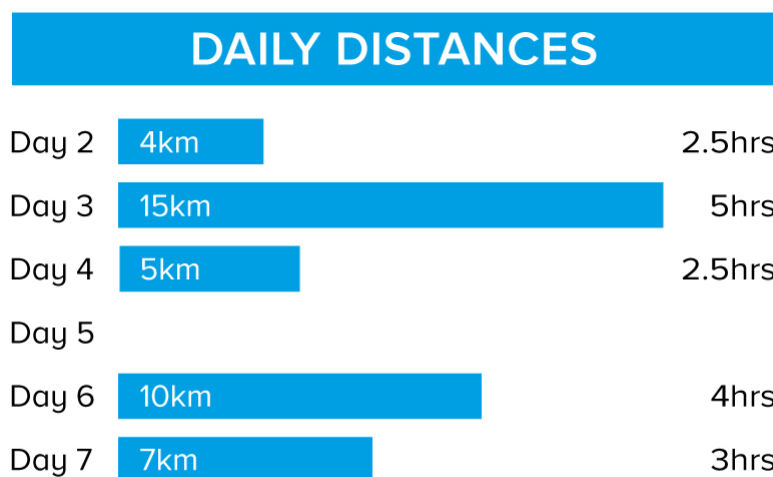
Nothing compulsory, but we recommend being up-to-date with your routine vaccination courses and boosters as recommended in the UK including protection against measles, mumps, rubella, tetanus, diphtheria, hepatitis A, typhoid and polio. Tick-borne encephalitis protection is recommended by some medical sources at certain times of the year. Ticks are most active between spring and late autumn. Please check the latest requirements with your travel clinic or doctor prior to departure. The above is not an exhaustive list. Further information regarding vaccinations and travel health advice can be found by following the NHS and NaTHNaC links at Explore Travel Health and from your local healthcare provider. Visa and vaccination requirements are subject to change and should be confirmed by you before travelling.

Montenegro

Vaccinations

Nothing compulsory, but we recommend being up-to-date with your routine vaccination courses and boosters as recommended in the UK including protection against measles, mumps, rubella, tetanus, diphtheria, hepatitis A, typhoid and polio. Tick-borne encephalitis protection is recommended by some medical sources at certain times of the year. Ticks are most active between spring and late autumn. Please check the latest requirements with your travel clinic or doctor prior to departure. The above is not an exhaustive list. Further information regarding vaccinations and travel health advice can be found by following the NHS and NaTHNaC links at Explore Travel Health and from your local healthcare provider. Visa and vaccination requirements are subject to change and should be confirmed by you before travelling.

Walking and Trekking information



Walking grade

Easy to moderate

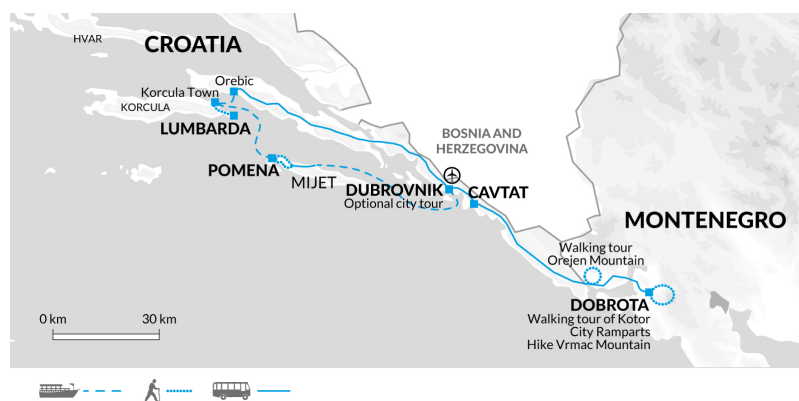
Trek details

Walks on 5 days for between 2.5 to 5 hours. Most walks on well defined footpaths and trails through forests, along rocky coastlines and fortifications.

Max walking altitude (m)

700

Additional Information



AWARD WINNING
EXPLORE LEADERS



PRICE GUARANTEE
PROMISE



AIRPORT
TRANSFERS